

Please remember to sign the Visitor’s Register – Thank you.

**Finance Committee Meeting Agenda
Tuesday, October 18, 2016
7:00 P.M. – TEAO – Room 200**

- 1. Approval of Minutes – Meeting on September 20, 20162**
- 2. Monthly/Year to Date Financial Reports – September 20164**
- 3. Public Comment**
- 4. Advance Refunding of 2010 Bond, Mike Wolf, Boenning and Scattergood49**
- 5. Capital Funding/Fund Balance.....62**
- 6. 2017-2018 Budget Development70**
- 7. Committee Goals**
- 8. Other**
- 9. Future Meetings**

Tuesday, November 22, 2016

Tuesday, December 13, 2016

Committee Goals

- 1. Assist in the formulation and review of the District budget. Identify and review budget impact items.
- 2. Maintain the five year budget projection model using financial strategies and assumptions approved by the Committee.
- 3. Review fund balance commitment strategies for budget development and analyze the impact of the strategy for the future.
- 4. Identify the District’s finance and budget related information to be communicated to our community residents and work with the District’s communication contact to compose and distribute the information.
- 5. Support advocacy strategy to promote legislation related to improving the District’s financial and budget situation.
- 6. Work in conjunction with the Facilities Committee to maintain funding of the capital improvement plan.

Draft
Finance Committee Meeting Minutes

September 20, 2016
TEAO Room 200
7:00 P.M.

Attending all or part of the meeting:

Board Committee Members: Virginia Lastner, Chair, Kevin Buraks, Todd Kantorczyk, Roberta Hotinski

Other Board Members: Douglas Carlson, Rev. Scott Dorsey, Edward Sweeney, Kate Murphy, Michele Burger

T/E School District Representatives: Dr. Rich Gusick, Dr. Andrea Chipego, Jeanne Pocalyko, Art McDonnell, David Francella, Marianne Cleary, Mark Cataldi, Dr. Mike Szymendera, Dr. Wendy Towle

Other: Michael Wolf, Boenning & Scattergood

Community Members: Paul Eisenberg, Douglas Anestad, Cindy Verguldi, Jerry Henige, Lillian Min, Jamie Lynch, Wendy Brooks, Julie Lingberg, Neal Colligan, Peg Layden, Gulia Ghibellini

Approval of Minutes:

- The Committee approved the minutes of the June 8, 2016 meeting.

Monthly/Year to Date Financial Report – July/August 2016:

- The Committee reviewed the Treasurer’s report for August 2016 as the most recent month. Mr. Francella reported that revenue is consistent with the prior year, with transfer taxes again trending higher and subsidies down due to delayed payment from the State. Spending is slightly behind last year, primarily due to the timing of the expenditures.
- Mr. Francella reported that the District received \$45,879.11 from FEMA for reimbursement of snow removal expenses for the snowstorm in January 2016.

Property Tax Appeals Update:

- Mr. Francella reviewed the tax appeals filed by taxpayers and the District that will impact the 2017-18 fiscal year. The fifty-six (56) residential properties appealed have a potential tax revenue loss of \$422,750; the fourteen (14) commercial properties appealed have a potential tax revenue loss of \$258,528; and the seven (7) T/E initiated appeals have the potential tax revenue increase of \$593,909.

Back to School Transportation Report:

- Mrs. Cleary provided the annual back to school report for the Transportation Department. During 2015-16, the District busses traveled 1.6 million miles. For 2016-17, the District has over 6,000 bus stops transporting students to 8 District, 35 non-public and 27 special needs schools.

2017-18 Budget Development Calendar:

Draft
Finance Committee Meeting Minutes

- Mr. McDonnell reviewed the District's 2017-18 Budget Calendar, Act 1 deadlines, school code deadline and election dates.
- Mr. McDonnell reported that the State released the 2017-18 Act 1 index of 2.5%. This would equate to approximately \$2.6M in property tax revenue if applied to the District's current millage rate and the assessed property values from Chester County.

Bond Discussion:

- Michael Wolf of Boenning & Scattergood, reviewed the advantages for the District to perform an advance refunding of the eligible portion of the Series of 2010 Bonds. Interest rates have fallen to a 60-year low and the net present value of the total debt service savings is currently about \$1.2M.
- Mr. Wolf will return at the October Finance meeting to discuss parameters for this potential advance refunding.

Capital Funding/Fund Balance:

- Mr. McDonnell explained the funding of capital projects, which has historically included transfers from the General Fund and the committed fund balance attributable to capital projects. He also discussed the development of the capital projects list from the infrastructure report, and the use of the Capital Sources and Uses report to summarize the projects typically spanning two fiscal years.

Other:

- Mrs. Pocalyko reviewed the District's substitute pay rates, how they compare to other districts in the county and that they have not been raised in nine years. The current budget is \$850,000, up about \$100,000 over the prior year's budget in anticipation of presenting the increase in the daily pay rate to be more competitive. The Committee recommended tabling the discussion for an Executive Session.

Public Comment:

- Douglas Anestad commented on cameras on busses.
- Jerry Henige commented on the HB 1993 pertaining to reverse appeals.
- Neal Colligan commented on the bond advance refunding.
- Cindy Verguldi commented on traffic at TEMS.
- Lilliane Min commented on transparency by the Board in relation to the fund balance.
- Pat McHugh commented on foreign languages at the elementary schools.

Adjournment:

- The meeting adjourned at approximately 9:34 P.M.

Next Meeting:

The next meeting is Tuesday October 18, 2016.

**TREDYFFRIN/EASTTOWN SCHOOL DISTRICT
TREASURER'S REPORT
September 2016**

SCHEDULES

PAGES

- A. FUND BALANCE
- B. INVESTMENTS
- C. REVENUES SUMMARY
- D. REVENUES
- E. APPROPRIATIONS SUMMARY
- F. APPROPRIATIONS
- G. BUDGET TRANSFERS
- H. STUDENT ACTIVITY FUNDS
- I. CAPITAL PROJECTS FUND
- J. CAPITAL PROJECTS BONDS FUND
- K. CAFETERIA FUND
- L. CHECK REGISTER
- M. TRUST FUND

TREDYFFRIN/EASTTOWN SCHOOL DISTRICT
INCOME REPORT
SEPTEMBER
2016 - 2017

		A	B	C = B - A	D = C / A	E	F	G = F - E	H = G / E
		Budget	Year-To-Date	Budget	% of	Budget	Year-To-Date	Budget	% of
		2016-2017	Income	Variance	Variance	2015-2016	Income	Variance	Variance
Local Income:									
6111	Real Estate Taxes	101,177,619.00	93,563,304.75	(7,614,314.25)	-7.53%	96,947,464.00	87,613,223.93	(9,334,240.07)	-9.63%
6112	Interim R E Taxes	319,507.00	24,407.59	(295,099.41)	-92.36%	270,348.00	160,453.99	(109,894.01)	-40.65%
6113	Public Utility	114,690.00	0.00	(114,690.00)	-100.00%	113,108.00	109,405.12	(3,702.88)	-3.27%
6150	R.E. Transfer - 511	2,286,855.00	1,079,046.03	(1,207,808.97)	-52.82%	2,113,469.00	1,474,715.13	(638,753.87)	-30.22%
6154	Amusement Tax	25,765.00	7,013.40	(18,751.60)	-72.78%	24,945.00	7,044.48	(17,900.52)	-71.76%
6400	Delinquent Tax	1,282,078.00	245,357.59	(1,036,720.41)	-80.86%	1,432,886.00	101,340.79	(1,331,545.21)	-92.93%
6510	Investment Income	213,979.00	94,859.33	(119,119.67)	-55.67%	213,656.00	67,507.99	(146,148.01)	-68.40%
6700	Parking Revenue	54,000.00	54,000.00	0.00	0.00%	54,000.00	54,000.00	0.00	0.00%
6700	Student Activities Revenue	186,942.00	103,645.00	(83,297.00)	-44.56%	138,500.00	75,760.50	(62,739.50)	-45.30%
6800	Revenue from the IU	784,803.00	0.00	(784,803.00)	-100.00%	803,873.00	0.00	(803,873.00)	-100.00%
6910	Rentals	557,676.00	59,583.50	(498,092.50)	-89.32%	519,243.00	58,212.00	(461,031.00)	-88.79%
6911	Teamer Field Rental	0.00	0.00	0.00	0.00%	0.00	0.00	0.00	0.00%
6920	PTO Donations	76,246.00	0.00	(76,246.00)	-100.00%	67,063.00	150.00	(66,913.00)	-99.78%
6940	Current tuition	8,255.00	0.00	(8,255.00)	-100.00%	14,656.00	0.00	(14,656.00)	-100.00%
6990	Miscellaneous Revenue	154,973.00	71,523.24	(83,449.76)	-53.85%	84,756.00	56,675.23	(28,080.77)	-33.13%
6990	Advertising Revenue	0.00	0.00	0.00	0.00%	0.00	0.00	0.00	0.00%
	Total Local Income	107,243,388.00	95,302,740.43	(11,940,647.57)	-11.13%	102,797,967.00	89,778,489.16	(13,019,477.84)	-12.67%
State Income:									
7110	Basic Subsidy	3,186,363.00	413,310.00	(2,773,053.00)	-87.03%	3,186,363.00	0.00	(3,186,363.00)	-100.00%
7160	Tuition for Orphans	68,465.00	0.00	(68,465.00)	-100.00%	59,293.00	0.00	(59,293.00)	-100.00%
7271	Special Education	2,220,807.00	676,482.00	(1,544,325.00)	-69.54%	2,290,935.00	0.00	(2,290,935.00)	-100.00%
7310	Transportation	1,737,529.00	0.00	(1,737,529.00)	-100.00%	1,588,878.00	0.00	(1,588,878.00)	-100.00%
7320	Rentals and Sinking Fund	338,171.00	0.00	(338,171.00)	-100.00%	338,379.00	0.00	(338,379.00)	-100.00%
7330	Health Services	154,888.00	0.00	(154,888.00)	-100.00%	157,596.00	0.00	(157,596.00)	-100.00%
7340	State Property Tax Reduction	2,099,990.00	1,049,994.00	(1,049,996.00)	-50.00%	2,099,834.00	1,049,917.00	(1,049,917.00)	-50.00%
7501	PA Accountability Grants	147,247.00	0.00	(147,247.00)	-100.00%	147,247.00	0.00	(147,247.00)	-100.00%
7599	Other State Rev	0.00	0.00	0.00	0.00%	0.00	0.00	0.00	#DIV/0!
7810	Social Security	2,146,980.00	0.00	(2,146,980.00)	-100.00%	2,210,964.00	0.00	(2,210,964.00)	-100.00%
7820	Retirement	8,353,967.00	0.00	(8,353,967.00)	-100.00%	7,249,691.00	0.00	(7,249,691.00)	-100.00%
	Total State Income	20,454,407.00	2,139,786.00	(18,314,621.00)	-89.54%	19,329,180.00	1,049,917.00	(18,279,263.00)	-94.57%
8000	Federal Projects	805,946.00	59,321.86	(746,624.14)	-92.64%	592,178.00	46,064.42	(546,113.58)	-92.22%
9000	Other Fin. Sources	0.00	0.00	0.00	0.00%	0.00	0.00	0.00	0.00%
	TOTAL INCOME	128,503,741.00	97,501,848.29	(31,001,892.71)	-24.13%	122,719,325.00	90,874,470.58	(31,844,854.42)	-25.95%

**TREDYFFRIN/EASTTOWN SCHOOL DISTRICT
EXPENDITURE REPORT
SEPTEMBER
2016-2017**

	A	B	C = A - B	D = B / A	E	F	G = E - F	H = F / E	
		2016-2017				2015-2016			
		Year-to-Date				Year-to-Date			
	Budget	Expenditures and Encumbrances	Remaining Budget	% of Budget	Budget	Expenditures and Encumbrances	Remaining Budget	% of Budget	
INSTRUCTION:									
1100	Regular Programs	58,609,402.00	47,309,780.10	11,299,621.90	80.72%	55,683,617.00	44,861,786.09	10,821,830.91	80.57%
1200	Special Programs	19,212,683.00	13,473,581.25	5,739,101.75	70.13%	18,687,238.00	13,361,335.50	5,325,902.50	71.50%
1300	Vocational Ed.	620,000.00	620,000.00	0.00	100.00%	585,000.00	171,757.00	413,243.00	29.36%
1400	Other Instr. Prog.	119,542.00	233,316.71	(113,774.71)	195.18%	120,288.00	192,449.12	(72,161.12)	159.99%
	Sub-total	78,561,627.00	61,636,678.06	16,924,948.94	78.46%	75,076,143.00	58,587,327.71	16,488,815.29	78.04%
SUPPORTING SERVICES:									
2100	Pupil Personnel	4,994,023.00	4,204,017.21	790,005.79	84.18%	4,965,272.00	4,130,488.53	834,783.47	83.19%
2200	Instructional	3,775,247.00	2,856,015.30	919,231.70	75.65%	3,565,898.00	2,830,994.02	734,903.98	79.39%
2300	Administration	8,028,517.00	6,612,881.68	1,415,635.32	82.37%	7,851,926.00	6,191,199.25	1,660,726.75	78.85%
2400	Pupil Health	1,256,362.00	978,778.86	277,583.14	77.91%	1,222,735.00	902,970.50	319,764.50	73.85%
2500	Business	1,441,011.00	1,226,963.62	214,047.38	85.15%	1,047,534.00	970,603.08	76,930.92	92.66%
2600	Oper/Main. of Plt	11,967,733.00	9,084,959.82	2,882,773.18	75.91%	11,612,609.00	9,146,765.51	2,465,843.49	78.77%
2700	Student Transportation	6,953,836.00	4,541,307.17	2,412,528.83	65.31%	7,200,741.00	669,589.07	6,531,151.93	9.30%
2800	Support Services	2,944,152.00	2,198,796.44	745,355.56	74.68%	2,831,121.00	2,305,448.37	525,672.63	81.43%
2900	Other Support Svcs	554,483.00	390,567.58	163,915.42	70.44%	569,714.00	390,617.92	179,096.08	68.56%
	Sub-total	41,915,364.00	32,094,287.68	9,821,076.32	76.57%	40,867,550.00	27,538,676.25	13,328,873.75	67.39%
NON-INSTRUCTIONAL PROGRAMS:									
3200	Student Activities	402,574.00	396,935.29	5,638.71	98.60%	405,551.00	342,681.88	62,869.12	84.50%
3300	Community Service	0.00	0.00	0.00	0.00%	0.00	0.00	0.00	0.00%
	Sub-total	402,574.00	396,935.29	5,638.71	98.60%	405,551.00	342,681.88	62,869.12	84.50%
OTHER SERVICES:									
5100	Debt Service	6,873,350.00	1,322,293.13	5,551,056.87	19.24%	6,437,338.00	1,185,830.15	5,251,507.85	18.42%
5200	Fund Transfers	1,517,477.00	0.00	1,517,477.00	0.00%	1,587,579.00	0.00	1,587,579.00	0.00%
5900	Budgetary Reserve	2,000,000.00	0.00	2,000,000.00	0.00%	1,500,000.00	0.00	1,500,000.00	0.00%
	Sub-total	10,390,827.00	1,322,293.13	9,068,533.87	12.73%	9,524,917.00	1,185,830.15	8,339,086.85	12.45%
TOTAL		131,270,392.00	95,450,194.16	35,820,197.84	72.71%	125,874,161.00	87,654,515.99	38,219,645.01	69.64%

**TREDYFFRIN/EASTTOWN SCHOOL DISTRICT
TREASURER'S REPORT
General Fund
September 2016**

	2016-2017
FUND BALANCE:	
AS OF July 1, 2016	32,381,047.00
ADD Y-T-D REVENUES	97,501,848.29
DEDUCT Y-T-D EXPENDITURES	(22,318,326.65)
AS OF September, 2016	<u>107,564,568.64</u>
 CASH BANK BALANCE	 73,595,708.13
INVESTMENTS	33,977,000.00
DUE FROM/(TO)	51,599.25
AVAILABLE CASH BALANCE, September, 2016	<u>107,624,307.38</u>

TREDYFFRIN/EASTTOWN SCHOOL DISTRICT

Cash and Investments Schedule

GENERAL FUND

as of September 30, 2016

BANK	DESCRIPTION	PURCHASE DATE	MATURITY DATE	RATE	AMOUNT
PLGIT	Certificate of Deposits	10/2/2015	10/3/2016	0.55%	248,000.00
PLGIT	Certificate of Deposits	10/2/2015	10/3/2016	0.51%	248,000.00
PLGIT	Certificate of Deposits	10/9/2015	10/11/2016	0.45%	248,000.00
PLGIT	Certificate of Deposits	10/9/2015	10/11/2016	0.44%	248,000.00
PLGIT	Certificate of Deposits	10/9/2015	10/11/2016	0.40%	248,000.00
PLGIT	Certificate of Deposits	10/9/2015	10/11/2016	0.36%	248,000.00
PSDLAF	Term	1/12/2016	10/11/2016	0.50%	1,250,000.00
PLGIT	Certificate of Deposits	10/23/2015	10/24/2016	0.60%	248,000.00
PLGIT	Certificate of Deposits	10/23/2015	10/24/2016	0.55%	248,000.00
PLGIT	Certificate of Deposits	10/23/2015	10/24/2016	0.50%	248,000.00
PLGIT	Certificate of Deposits	10/23/2015	10/24/2016	0.35%	248,000.00
PLGIT	Certificate of Deposits	11/10/2015	11/9/2016	0.55%	248,000.00
PLGIT	Certificate of Deposits	11/10/2015	11/9/2016	0.55%	248,000.00
PLGIT	Certificate of Deposits	11/10/2015	11/9/2016	0.50%	248,000.00
PLGIT	Certificate of Deposits	11/10/2015	11/9/2016	0.45%	248,000.00
PLGIT	Certificate of Deposits	11/12/2015	11/14/2016	0.60%	248,000.00
PLGIT	Certificate of Deposits	11/12/2015	11/14/2016	0.40%	248,000.00
PLGIT	Certificate of Deposits	8/19/2016	11/17/2016	0.50%	248,000.00
PLGIT	Term	9/22/2016	12/21/2016	0.47%	3,000,000.00
PLGIT	Certificate of Deposits	6/29/2016	12/27/2016	0.66%	248,000.00
PLGIT	Certificate of Deposits	12/30/2015	12/29/2016	0.96%	247,000.00
PLGIT	Certificate of Deposits	12/30/2015	12/29/2016	0.85%	247,000.00
PLGIT	Certificate of Deposits	1/12/2016	1/11/2017	0.85%	247,000.00
PLGIT	Certificate of Deposits	1/12/2016	1/11/2017	0.84%	247,000.00
PLGIT	Certificate of Deposits	1/12/2016	1/11/2017	0.75%	247,000.00
PLGIT	Certificate of Deposits	1/12/2016	1/11/2017	0.70%	247,000.00
PSDLAF	Term	1/12/2016	1/11/2017	0.60%	1,250,000.00
PSDLAF	Certificate of Deposits	1/13/2016	1/13/2017	0.68%	245,000.00
PSDLAF	Certificate of Deposits	1/19/2016	1/19/2017	0.65%	245,000.00
PSDLAF	Certificate of Deposits	1/19/2016	1/19/2017	0.70%	245,000.00
PLGIT	Certificate of Deposits	7/26/2015	1/23/2017	0.65%	248,000.00
PSDLAF	Certificate of Deposits	1/27/2016	1/27/2017	0.60%	245,000.00
PSDLAF	Certificate of Deposits	1/28/2016	1/27/2017	0.60%	245,000.00
PLGIT	Certificate of Deposits	1/28/2016	1/27/2017	0.85%	247,000.00
PLGIT	Certificate of Deposits	2/5/2016	2/6/2017	0.85%	247,000.00
PLGIT	Certificate of Deposits	8/11/2016	2/7/2017	0.55%	248,000.00
PLGIT	Certificate of Deposits	8/19/2016	2/15/2017	0.58%	248,000.00
PLGIT	Certificate of Deposits	8/30/2016	2/27/2017	0.65%	248,000.00
PLGIT	Certificate of Deposits	9/6/2016	3/6/2017	0.65%	248,000.00
PLGIT	Certificate of Deposits	9/6/2016	3/6/2017	0.60%	248,000.00
PSDLAF	Certificate of Deposits	6/10/2016	3/10/2017	0.72%	245,000.00
PLGIT	Certificate of Deposits	9/15/2016	3/14/2017	0.60%	248,000.00
PLGIT	Certificate of Deposits	9/15/2016	3/14/2017	0.60%	248,000.00
PLGIT	Certificate of Deposits	6/24/2016	3/21/2017	0.66%	248,000.00
PLGIT	Certificate of Deposits	6/24/2016	3/21/2017	0.60%	248,000.00
PSDLAF	Term	3/22/2016	3/22/2017	0.65%	1,000,000.00
PLGIT	Certificate of Deposits	6/27/2016	3/24/2017	0.62%	248,000.00
PLGIT	Certificate of Deposits	6/27/2016	3/24/2017	0.65%	248,000.00
PLGIT	Certificate of Deposits	3/28/2016	3/28/2017	0.80%	247,000.00
PLGIT	Certificate of Deposits	3/28/2016	3/28/2017	0.70%	247,000.00

BANK	DESCRIPTION	PURCHASE DATE	MATURITY DATE	RATE	AMOUNT
PLGIT	Certificate of Deposits	4/12/2016	4/12/2017	0.70%	247,000.00
PLGIT	Certificate of Deposits	4/18/2016	4/18/2017	0.80%	247,000.00
PLGIT	Certificate of Deposits	4/20/2016	4/20/2017	0.67%	247,000.00
PLGIT	Certificate of Deposits	7/26/2015	4/24/2014	0.60%	248,000.00
PLGIT	Certificate of Deposits	7/26/2015	4/24/2014	0.50%	248,000.00
PLGIT	Certificate of Deposits	7/26/2015	4/24/2014	0.50%	248,000.00
PSDLAF	Certificate of Deposits	7/28/2016	4/28/2017	0.50%	245,000.00
PSDLAF	Certificate of Deposits	7/29/2016	4/28/2017	0.50%	245,000.00
PSDLAF	Certificate of Deposits	7/29/2016	4/28/2017	0.55%	245,000.00
PLGIT	Certificate of Deposits	8/11/2016	5/8/2017	0.70%	248,000.00
PLGIT	Certificate of Deposits	8/19/2016	5/16/2017	0.66%	248,000.00
PLGIT	Certificate of Deposits	8/19/2016	5/16/2017	0.60%	248,000.00
PSDLAF	Term	5/18/2016	5/18/2017	0.35%	1,470,000.00
PLGIT	Certificate of Deposits	8/30/2016	5/30/2017	0.70%	248,000.00
PSDLAF	Certificate of Deposits	6/1/2016	6/1/2017	0.80%	229,000.00
PSDLAF	Term	6/1/2016	6/1/2017	0.75%	2,000,000.00
PLGIT	Certificate of Deposits	6/8/2016	6/8/2017	0.85%	247,000.00
PLGIT	Certificate of Deposits	6/8/2016	6/8/2017	0.84%	247,000.00
PLGIT	Certificate of Deposits	6/8/2016	6/8/2017	0.80%	247,000.00
PLGIT	Certificate of Deposits	6/8/2016	6/8/2017	0.80%	247,000.00
PLGIT	Certificate of Deposits	6/8/2016	6/8/2017	0.80%	247,000.00
PLGIT	Certificate of Deposits	6/17/2016	6/19/2017	0.80%	247,000.00
PLGIT	Certificate of Deposits	6/17/2016	6/19/2017	0.80%	247,000.00
PLGIT	Certificate of Deposits	6/17/2016	6/19/2017	0.75%	247,000.00
PLGIT	Certificate of Deposits	6/17/2016	6/19/2017	0.75%	247,000.00
PLGIT	Certificate of Deposits	6/17/2016	6/19/2017	0.75%	247,000.00
PLGIT	Certificate of Deposits	6/17/2016	6/19/2017	0.70%	247,000.00
PLGIT	Certificate of Deposits	6/17/2016	6/19/2017	0.75%	247,000.00
PLGIT	Certificate of Deposits	6/17/2016	6/19/2017	0.75%	247,000.00
PSDLAF	Term	6/17/2016	6/19/2017	0.75%	245,000.00
PLGIT	Certificate of Deposits	6/23/2016	6/23/2017	0.80%	247,000.00
PLGIT	Certificate of Deposits	6/23/2016	6/23/2017	0.75%	247,000.00
PLGIT	Certificate of Deposits	6/23/2016	6/23/2017	0.70%	247,000.00
PLGIT	Certificate of Deposits	9/26/2016	6/26/2017	0.70%	248,000.00
PSDLAF	Term	6/28/2016	6/28/2017	0.75%	1,000,000.00
PLGIT	Certificate of Deposits	6/28/2016	6/28/2017	0.80%	247,000.00
PLGIT	Certificate of Deposits	6/30/2016	6/30/2017	0.75%	247,000.00
PSDLAF	Term	8/10/2016	8/10/2017	0.70%	1,000,000.00
PSDLAF	Term	8/31/2016	8/31/2017	0.65%	2,000,000.00
PLGIT	PLGIT/I Class	Not Applicable	Not Applicable	0.45%	60,265,762.39
PLGIT	Checking Accounts	Not Applicable	Not Applicable	0.29%	5,634,439.93
PSDLAF	MAX	Not Applicable	Not Applicable	0.27%	5,311,174.13
BB&T	General Fund Checking	Not Applicable	Not Applicable	0.25%	2,384,331.68

TOTAL - GENERAL FUND INVESTMENTS

107,572,708.13

TREDYFFRIN/EASTTOWN SCHOOL DISTRICT
Cash and Investments Schedule
CAPITAL PROJECTS FUND
as of September 30, 2016

BANK	DESCRIPTION	PURCHASE DATE	MATURITY DATE	RATE	AMOUNT
PSDLAF	Term	11/18/2015	11/17/2016	0.60%	4,100,000.00
PSDLAF	Certificate of Deposits	3/2/2016	3/2/2017	0.70%	245,000.00
PSDLAF	Certificate of Deposits	3/23/2016	3/23/2017	0.60%	220,000.00
PSDLAF	Certificate of Deposits	3/23/2016	3/23/2017	0.60%	220,000.00
PSDLAF	Certificate of Deposits	6/1/2016	6/1/2017	1.02%	245,000.00
PSDLAF	Term	6/17/2016	6/19/2017	0.75%	245,000.00
PSDLAF	Term	8/31/2016	8/31/2017	0.65%	5,000,000.00
PLGIT	PLGIT Class	Not Applicable	Not Applicable	0.29%	2,051.04
PLGIT	PLGIT/I Class	Not Applicable	Not Applicable	0.45%	162,520.82
PSDLAF	MAX	Not Applicable	Not Applicable	0.27%	35,551.39
TOTAL - CAPITAL RESERVE INVESTMENTS					10,475,123.25

TREDYFFRIN/EASTTOWN SCHOOL DISTRICT
Cash and Investments Schedule
2010 CAPITAL PROJECTS BOND FUND
as of September 30, 2016

BANK	DESCRIPTION	PURCHASE DATE	MATURITY DATE	RATE	AMOUNT
PLGIT	PLGIT ARM	Not Applicable	Not Applicable	0.39%	0.00
TOTAL - CAPITAL PROJECTS INVESTMENTS					<u>0.00</u>

TREDYFFRIN/EASTTOWN SCHOOL DISTRICT
Cash and Investments Schedule
2015 CAPITAL PROJECTS BOND FUND
as of September 30, 2016

BANK	DESCRIPTION	PURCHASE DATE	MATURITY DATE	RATE	AMOUNT
PLGIT	FHLB Notes	5/6/2015	11/23/2016	0.625%	650,352.95
PLGIT	FHLMC Notes	5/6/2015	2/22/2017	0.875%	701,459.50
PLGIT	US Treasury	5/6/2015	5/31/2017	0.625%	3,101,212.10
PLGIT	US Treasury	5/6/2015	8/31/2017	0.625%	1,000,039.00
PLGIT	US Treasury	5/6/2015	11/30/2017	0.625%	999,883.00
PLGIT	US Treasury	5/6/2015	2/28/2018	0.750%	1,001,445.00
PLGIT	US Treasury	5/6/2015	5/31/2018	1.000%	1,710,026.60
PLGIT	PLGIT ARM	Not Applicable	Not Applicable	0.39%	5,924,616.73
TOTAL - CAPITAL PROJECTS INVESTMENTS					<u>15,089,034.88</u>

TREDYFFRIN/EASTTOWN SCHOOL DISTRICT

Cash and Investments Schedule

Cafeteria Fund

as of September 30, 2016

BANK	DESCRIPTION	PURCHASE DATE	MATURITY DATE	RATE	AMOUNT
PLGIT	PLGIT Class	Not Applicable	Not Applicable	0.29%	2,882.43
PLGIT	PLGIT/I Class	Not Applicable	Not Applicable	0.45%	61,196.38
BB&T	Checking	Not Applicable	Not Applicable	0.25%	3,067,160.90
TOTAL - CAFETERIA FUND					<u>3,131,239.71</u>

TREDYFFRIN/EASTTOWN SCHOOL DISTRICT
ESTIMATED REVENUES AND OTHER FINANCING SOURCES
FISCAL YEAR ENDED JUNE 30, 2017
September 2016

CODE	DESCRIPTION	2016-2017 APPROPRIATION	MTD RECEIVED	YTD RECEIVED	BALANCE	PERCENT RECEIVED
6000						
6111	REAL ESTATE TAXES	101,177,619.00	15,001,912.81	93,563,304.75	7,614,314.25	92.47%
6112	INTERIM R/E TAX	319,507.00	9,086.56	24,407.59	295,099.41	7.64%
6113	PURTA	114,690.00	0.00	0.00	114,690.00	0.00%
6153	R/E TRANSFER TAX	2,286,855.00	379,381.93	1,079,046.03	1,207,808.97	47.18%
6154	AMUSEMENT TAX	25,765.00	2,417.36	7,013.40	18,751.60	27.22%
6411	DELINQUENT TAX	1,282,078.00	105,508.68	246,153.81	1,035,924.19	19.20%
6412	INTERIM DELINQ TAX	0.00	-32.44	-796.22	796.22	0.00%
6510	ERNG ON INVSMT	213,979.00	50,999.41	94,859.33	119,119.67	44.33%
6740	PARKING REVENUE	54,000.00	54,000.00	54,000.00	0.00	100.00%
6740	STUDENT ACTIVITIES REVENUE	186,942.00	50,295.00	103,645.00	83,297.00	55.44%
6890	REV FROM IU	784,803.00	0.00	0.00	784,803.00	0.00%
6910	RENTALS	557,676.00	52,921.50	59,583.50	498,092.50	10.68%
6911	TEAMER FIELD	0.00	0.00	0.00	0.00	0.00%
6920	CONT & DONATNS PRIV SOURC	76,246.00	0.00	0.00	76,246.00	0.00%
6940	TUITION	8,255.00	0.00	0.00	8,255.00	0.00%
6941	REG DAY SCH TUITION	0.00	0.00	0.00	0.00	0.00%
6942	SUMMER SCH TUITION	0.00	0.00	0.00	0.00	0.00%
6944	TUITION FROM OTHER LEA'S	0.00	0.00	0.00	0.00	0.00%
6990	MISC REVENUE	154,973.00	29,275.96	71,523.24	83,449.76	46.15%
6990	ADVERTISING REVENUE	0.00	0.00	0.00	0.00	0.00%
6991	REFUND OF PRIOR YEAR EXPENDITURES	0.00	0.00	0.00	0.00	0.00%
		<u>107,243,388.00</u>	<u>15,735,766.77</u>	<u>95,302,740.43</u>	<u>11,940,647.57</u>	<u>88.87%</u>

TREDYFFRIN/EASTTOWN SCHOOL DISTRICT
ESTIMATED REVENUES AND OTHER FINANCING SOURCES
FISCAL YEAR ENDED JUNE 30, 2017
September 2016

CODE	DESCRIPTION	2016-2017 APPROPRIATION	MTD RECEIVED	YTD RECEIVED	BALANCE	PERCENT RECEIVED
7000						
7110	BASIC INSTL SUBSIDY	3,186,363.00	413,310.00	413,310.00	2,773,053.00	12.97%
7160	STATE SECT 1305 & 1306	68,465.00	0.00	0.00	68,465.00	0.00%
7271	SPEC ED-SPEC PROG	2,220,807.00	338,241.00	676,482.00	1,544,325.00	30.46%
7310	TRANSP SUBSIDY	1,737,529.00	0.00	0.00	1,737,529.00	0.00%
7320	RENTALS & SINKING FD PYMTS	338,171.00	0.00	0.00	338,171.00	0.00%
7330	MED & DENTAL SVCS	154,888.00	0.00	0.00	154,888.00	0.00%
7340	STATE PRO TAX REDUCT ALLO	2,099,990.00	0.00	1,049,994.00	1,049,996.00	50.00%
7501	PA ACCOUNTIBILITY GRANTS	147,247.00	0.00	0.00	147,247.00	0.00%
7599	OTHER STATE REVENUE	0.00	0.00	0.00	0.00	0.00%
7810	SOCIAL SEC SUBSIDY	2,146,980.00	0.00	0.00	2,146,980.00	0.00%
7820	RETIREMENT SUBSIDY	8,353,967.00	0.00	0.00	8,353,967.00	0.00%
		<u>20,454,407.00</u>	<u>751,551.00</u>	<u>2,139,786.00</u>	<u>18,314,621.00</u>	<u>10.46%</u>
8000						
8514	TITLE I IMPRVG BASIC PROG	369,057.00	0.00	46,840.66	322,216.34	12.69%
8515	TITLE II IMPRVG TEACH PRO	64,389.00	0.00	10,373.60	54,015.40	16.11%
8810	MED ASST REIMB	350,000.00	0.00	0.00	350,000.00	0.00%
8820	MED ASST REIMB	22,500.00	2,107.60	2,107.60	20,392.40	9.37%
		<u>805,946.00</u>	<u>2,107.60</u>	<u>59,321.86</u>	<u>746,624.14</u>	<u>7.36%</u>
9000						
9400	SALE OF FXD ASSETS	0.00	0.00	0.00	0.00	0.00%
		<u>0.00</u>	<u>0.00</u>	<u>0.00</u>	<u>0.00</u>	<u>0.00%</u>
TOTAL ESTIMATED REVENUES & OTHER FINANCING SOURCES		<u>128,503,741.00</u>	<u>16,489,425.37</u>	<u>97,501,848.29</u>	<u>31,001,892.71</u>	<u>75.87%</u>

TREDYFFRIN/EASTTOWN SCHOOL DISTRICT
SUMMARY OF ESTIMATED REVENUES AND OTHER FINANCING SOURCES
FISCAL YEAR ENDED JUNE 30, 2017
September, 2016

DESCRIPTION	2016-2017 APPROPRIATION	MTD RECEIVED	YTD RECEIVED	BALANCE	PERCENT RECEIVED
ESTIMATED BEGINNING FUND BALANCE AVAILABLE FOR APPROPRIATION					
Estimated Reserve for Encumbrances	0.00	0.00	0.00	0.00	0.00%
Estimated Unreserved Fund Balance (Deficit)	31,716,953.00	0.00	32,381,047.00	(664,094.00)	102.09%
Allocation for Admin. Budget (I.U. Only)	0.00	0.00	0.00	0.00	0.00%
TOTAL ESTIMATE BEGINNING FUND BALANCE AVAILABLE FOR APPROPRIATION	31,716,953.00	0.00	32,381,047.00	(664,094.00)	102.09%
SUMMARY OF ESTIMATED GENERAL FUND REVENUES					
6000 Revenue from Local Sources	107,243,388.00	15,735,766.77	95,302,740.43	11,940,647.57	88.87%
7000 Revenue from State Sources	20,454,407.00	751,551.00	2,139,786.00	18,314,621.00	10.46%
8000 Revenue from Federal Sources	805,946.00	2,107.60	59,321.86	746,624.14	7.36%
9000 Other Financing Sources	0.00	0.00	0.00	0.00	0.00%
TOTAL ESTIMATED REVENUES & OTHER FINANCING SOURCES	128,503,741.00	16,489,425.37	97,501,848.29	31,001,892.71	75.87%
TOTAL ESTIMATED FUND BALANCE, REVENUES & OTHER FINANCING SOURCES AVAILABLE FOR APPROPRIATIONS	160,220,694.00	16,489,425.37	129,882,895.29	30,337,798.71	81.06%

TREDYFFRIN/EASTTOWN SCHOOL DISTRICT
Board Report Summary
General Fund
September, 2016

Function	Description	Budget	Rev. Budget	Transfer		Rev. Budget	Encumbrances	MTD	YTD	Balance	% Expended (Encumbrance + YTD)
		July 1, 2016	Beginning of Month	To	From	End of Month		Expenditures	Expenditures		
1100	Regular Programs - Elem./Secdy.	58,609,402.00	58,609,402.00	0.00	0.00	58,609,402.00	39,140,165.20	6,751,440.24	8,169,614.90	11,299,621.90	80.72%
1200	Special Programs - Elem./Secdy.	19,212,683.00	19,212,683.00	0.00	0.00	19,212,683.00	10,301,138.53	2,354,854.96	3,172,442.72	5,739,101.75	70.13%
1300	Vocational Education Programs	620,000.00	620,000.00	0.00	0.00	620,000.00	444,318.75	175,681.25	175,681.25	0.00	100.00%
1400	Other Instru. Prg. Elem./Secdy.	119,542.00	119,542.00	0.00	0.00	119,542.00	221,012.09	8,587.60	12,304.62	(113,774.71)	195.18%
	Total 1000 Instruction	78,561,627.00	78,561,627.00	0.00	0.00	78,561,627.00	50,106,634.57	9,290,564.05	11,530,043.49	16,924,948.94	78.46%
2100	Support Serv. - Pupil Personnel	4,994,023.00	4,994,023.00	0.00	0.00	4,994,023.00	3,366,690.54	534,607.94	837,326.67	790,005.79	84.18%
2200	Support Serv. - Instruction	3,775,247.00	3,775,247.00	0.00	0.00	3,775,247.00	1,939,020.26	467,357.73	916,995.04	919,231.70	75.65%
2300	Support Serv. - Administration	8,028,517.00	8,028,517.00	0.00	0.00	8,028,517.00	4,302,508.09	680,387.79	2,310,373.59	1,415,635.32	82.37%
2400	Support Serv. - Pupil Health	1,256,362.00	1,256,362.00	0.00	0.00	1,256,362.00	800,231.94	154,993.11	178,546.92	277,583.14	77.91%
2500	Support Serv. - Business	1,441,011.00	1,441,011.00	0.00	0.00	1,441,011.00	860,405.61	160,880.44	366,558.01	214,047.38	85.15%
2600	Operation & Maint. Plant Serv.	11,967,733.00	11,967,733.00	0.00	0.00	11,967,733.00	5,650,699.51	1,355,069.96	3,434,260.31	2,882,773.18	75.91%
2700	Student Transportation Services	6,953,836.00	6,953,836.00	0.00	0.00	6,953,836.00	4,085,458.16	384,221.94	455,849.01	2,412,528.83	65.31%
2800	Support Services - Central	2,944,152.00	2,944,152.00	0.00	0.00	2,944,152.00	1,355,220.88	384,428.16	843,575.56	745,355.56	74.68%
2900	Other Support Services	554,483.00	554,483.00	0.00	0.00	554,483.00	324,032.95	15,357.56	66,534.63	163,915.42	70.44%
	Total 2000 Support Services	41,915,364.00	41,915,364.00	0.00	0.00	41,915,364.00	22,684,267.94	4,137,304.63	9,410,019.74	9,821,076.32	76.57%
3200	Student Activities	402,574.00	402,574.00	0.00	0.00	402,574.00	340,965.00	12,959.50	55,970.29	5,638.71	98.60%
3300	Community Services	0.00	0.00	0.00	0.00	0.00	0.00	0.00	0.00	0.00	0.00%
	Total 3000 Operational Noninstructional S	402,574.00	402,574.00	0.00	0.00	402,574.00	340,965.00	12,959.50	55,970.29	5,638.71	98.60%
5100	Debt Service	6,873,350.00	6,873,350.00	0.00	0.00	6,873,350.00	0.00	0.00	1,322,293.13	5,551,056.87	19.24%
5200	Fund Transfers	1,517,477.00	1,517,477.00	0.00	0.00	1,517,477.00	0.00	0.00	0.00	1,517,477.00	0.00%
5900	Budgetary Reserve	2,000,000.00	2,000,000.00	0.00	0.00	2,000,000.00	0.00	0.00	0.00	2,000,000.00	0.00%
	Total 5000 Other Financing Uses	10,390,827.00	10,390,827.00	0.00	0.00	10,390,827.00	0.00	0.00	1,322,293.13	9,068,533.87	12.73%
Totals for General Fund:		131,270,392.00	131,270,392.00	0.00	0.00	131,270,392.00	73,131,867.51	13,440,828.18	22,318,326.65	35,820,197.84	72.71%
	Estimated Ending Committed Fd Bal	31,716,953.00									
	Estimated Ending Assigned Fd Bal	0.00									
	Estimated Unassigned Fd Bal	0.00									
		<u>162,987,345.00</u>									

TESD Board Report - General Fund

September 2016

Function	MajorFunctionDesc	MajorAccount	MajorAccountDesc	Original Budget	Revised Bud Beg of Month	TransferTo	TransferFrom	Revised Bud EOM	Encumbrance	MTD Expense	YTD Expense	Balance	% Expended
1100	Regular Programs - Elem./Secdy	100	Personnel Services - Salaries	\$34,472,432.00	\$34,472,432.00	0	0	\$34,472,432.00	\$28,112,348.04	4,045,645.29	\$4,270,503.59	\$2,089,580.37	12.39%
		200	Personnel Services - Benefits	\$19,996,316.00	\$19,996,316.00	0	0	\$19,996,316.00	\$10,560,617.90	2,124,928.44	\$2,432,814.86	\$7,002,883.24	12.17%
		300	Purchased Prof & Tech Services	\$979,250.00	\$979,250.00	0	0	\$979,250.00	\$17,103.12	41,262.47	\$174,019.82	\$788,127.06	17.77%
		400	Purchased Property Services	\$259,320.00	\$259,320.00	0	0	\$259,320.00	\$51,160.45	7,812.63	\$12,549.58	\$195,609.97	4.84%
		500	Other Purchased Services	\$637,795.00	\$637,795.00	0	0	\$637,795.00	\$63,155.09	63,150.17	\$107,528.03	\$467,111.88	16.86%
		600	Supplies	\$1,611,005.00	\$1,611,005.00	0	0	\$1,611,005.00	\$287,570.91	307,902.84	\$774,347.98	\$549,086.11	48.07%
		700	Property	\$630,104.00	\$630,104.00	0	0	\$630,104.00	\$48,209.69	160,604.4	\$395,988.04	\$185,906.27	62.84%
		800	Other Objects	\$23,180.00	\$23,180.00	0	0	\$23,180.00	\$0.00	134	\$1,863.00	\$21,317.00	8.04%
1100				\$58,609,402.00	\$58,609,402.00	\$0.00	\$0.00	\$58,609,402.00	\$39,140,165.20	\$6,751,440.24	\$8,169,614.90	\$11,299,621.90	13.94%
1200	Special Programs - Elem./Secdy	100	Personnel Services - Salaries	\$5,881,924.00	\$5,881,924.00	0	0	\$5,881,924.00	\$4,638,769.39	600,153.91	\$757,714.94	\$485,439.67	12.88%
		200	Personnel Services - Benefits	\$3,051,149.00	\$3,051,149.00	0	0	\$3,051,149.00	\$1,753,798.98	340,226.26	\$406,935.87	\$890,414.15	13.34%
		300	Purchased Prof & Tech Services	\$6,536,500.00	\$6,536,500.00	0	0	\$6,536,500.00	\$3,415,011.07	825,420.94	\$897,540.67	\$2,223,948.26	13.73%
		500	Other Purchased Services	\$3,600,300.00	\$3,600,300.00	0	0	\$3,600,300.00	\$474,891.98	573,143.12	\$1,073,358.66	\$2,052,049.36	29.81%
		600	Supplies	\$102,210.00	\$102,210.00	0	0	\$102,210.00	\$18,667.11	15,525.73	\$36,122.58	\$47,420.31	35.34%
		700	Property	\$40,500.00	\$40,500.00	0	0	\$40,500.00	\$0.00	385	\$770.00	\$39,730.00	1.90%
		800	Other Objects	\$100.00	\$100.00	0	0	\$100.00	\$0.00	0	\$0.00	\$100.00	0.00%
		1200				\$19,212,683.00	\$19,212,683.00	\$0.00	\$0.00	\$19,212,683.00	\$10,301,138.53	\$2,354,854.96	\$3,172,442.72
1300	Vocational Eduaction Prg	500	Other Purchased Services	\$620,000.00	\$620,000.00	0	0	\$620,000.00	\$444,318.75	175,681.25	\$175,681.25	\$0.00	28.34%
1300				\$620,000.00	\$620,000.00	\$0.00	\$0.00	\$620,000.00	\$444,318.75	\$175,681.25	\$175,681.25	\$0.00	28.34%
1400	Other Instru. Prg. Elem./Secdy	100	Personnel Services - Salaries	\$88,700.00	\$88,700.00	0	0	\$88,700.00	\$160,572.50	5,250	\$7,890.00	(\$79,762.50)	8.90%
		200	Personnel Services - Benefits	\$30,842.00	\$30,842.00	0	0	\$30,842.00	\$60,439.59	3,337.6	\$4,414.62	(\$34,012.21)	14.31%
		300	Purchased Prof & Tech Services	\$0.00	\$0.00	0	0	\$0.00	\$0.00	0	\$0.00	\$0.00	0.00%
		500	Other Purchased Services	\$0.00	\$0.00	0	0	\$0.00	\$0.00	0	\$0.00	\$0.00	0.00%
		600	Supplies	\$0.00	\$0.00	0	0	\$0.00	\$0.00	0	\$0.00	\$0.00	0.00%
		700	Property	\$0.00	\$0.00	0	0	\$0.00	\$0.00	0	\$0.00	\$0.00	0.00%
1400				\$119,542.00	\$119,542.00	\$0.00	\$0.00	\$119,542.00	\$221,012.09	\$8,587.60	\$12,304.62	(\$113,774.71)	10.29%
Total 1000				\$78,561,627.00	\$78,561,627.00	\$0.00	\$0.00	\$78,561,627.00	\$50,106,634.57	\$9,290,564.05	\$11,530,043.49	\$16,924,948.94	14.68%

TESD Board Report - General Fund

September 2016

Function	MajorFunctionDesc	MajorAccount	MajorAccountDesc	Original Budget	Revised Bud Beg of Month	TransferTo	TransferFrom	Revised Bud EOM	Encumbrance	MTD Expense	YTD Expense	Balance	% Expended
2100	Support Serv.- Pupil Personnel	100	Personnel Services - Salaries	\$3,207,274.00	\$3,207,274.00	0	0	\$3,207,274.00	\$2,423,994.56	333,027.37	\$526,251.16	\$257,028.28	16.41%
		200	Personnel Services - Benefits	\$1,707,243.00	\$1,707,243.00	0	0	\$1,707,243.00	\$874,230.06	191,479.53	\$291,307.08	\$541,705.86	17.06%
		300	Purchased Prof & Tech Services	\$14,500.00	\$14,500.00	0	0	\$14,500.00	\$62,001.75	315	\$813.25	(\$48,315.00)	5.61%
		400	Purchased Property Services	\$9,000.00	\$9,000.00	0	0	\$9,000.00	\$0.00	0	\$0.00	\$9,000.00	0.00%
		500	Other Purchased Services	\$25,200.00	\$25,200.00	0	0	\$25,200.00	\$2,756.75	2,243.25	\$2,906.11	\$19,537.14	11.53%
		600	Supplies	\$27,506.00	\$27,506.00	0	0	\$27,506.00	\$3,707.42	7,542.79	\$15,699.07	\$8,099.51	57.08%
		700	Property	\$2,800.00	\$2,800.00	0	0	\$2,800.00	\$0.00	0	\$0.00	\$2,800.00	0.00%
		800	Other Objects	\$500.00	\$500.00	0	0	\$500.00	\$0.00	0	\$350.00	\$150.00	70.00%
2100			\$4,994,023.00	\$4,994,023.00	\$0.00	\$0.00	\$4,994,023.00	\$3,366,690.54	\$534,607.94	\$837,326.67	\$790,005.79	16.77%	
2200	Support Serv.- Instruction	100	Personnel Services - Salaries	\$2,178,571.00	\$2,178,571.00	0	0	\$2,178,571.00	\$1,384,900.19	258,010.23	\$503,229.75	\$290,441.06	23.10%
		200	Personnel Services - Benefits	\$1,219,645.00	\$1,219,645.00	0	0	\$1,219,645.00	\$528,138.20	173,490.79	\$281,925.34	\$409,581.46	23.12%
		300	Purchased Prof & Tech Services	\$19,250.00	\$19,250.00	0	0	\$19,250.00	\$0.00	2,200	\$4,200.00	\$15,050.00	21.82%
		400	Purchased Property Services	\$4,340.00	\$4,340.00	0	0	\$4,340.00	\$0.00	990.81	\$990.81	\$3,349.19	22.83%
		500	Other Purchased Services	\$27,845.00	\$27,845.00	0	0	\$27,845.00	\$10,034.73	1,109.39	\$7,515.74	\$10,294.53	26.99%
		600	Supplies	\$236,865.00	\$236,865.00	0	0	\$236,865.00	\$15,947.14	19,431.51	\$87,182.65	\$133,735.21	36.81%
		700	Property	\$84,436.00	\$84,436.00	0	0	\$84,436.00	\$0.00	0	\$18,490.75	\$65,945.25	21.90%
		800	Other Objects	\$4,295.00	\$4,295.00	0	0	\$4,295.00	\$0.00	12,125	\$13,460.00	(\$9,165.00)	313.39%
2200			\$3,775,247.00	\$3,775,247.00	\$0.00	\$0.00	\$3,775,247.00	\$1,939,020.26	\$467,357.73	\$916,995.04	\$919,231.70	24.29%	
2300	Support Serv.- Administration	100	Personnel Services - Salaries	\$4,104,615.00	\$4,104,615.00	0	0	\$4,104,615.00	\$2,835,052.33	355,208.85	\$1,277,302.06	(\$7,739.39)	31.12%
		200	Personnel Services - Benefits	\$2,381,143.00	\$2,381,143.00	0	0	\$2,381,143.00	\$1,067,502.80	277,138.61	\$631,393.61	\$682,246.59	26.52%
		300	Purchased Prof & Tech Services	\$779,400.00	\$779,400.00	0	0	\$779,400.00	\$328,700.22	30,274.48	\$28,965.21	\$421,734.57	3.72%
		400	Purchased Property Services	\$30,300.00	\$30,300.00	0	0	\$30,300.00	\$21,663.33	499	\$4,850.27	\$3,786.40	16.01%
		500	Other Purchased Services	\$545,350.00	\$545,350.00	0	0	\$545,350.00	\$31,034.71	4,373.66	\$316,474.91	\$197,840.38	58.03%
		600	Supplies	\$90,194.00	\$90,194.00	0	0	\$90,194.00	\$9,049.30	49.19	\$16,001.37	\$65,143.33	17.74%
		700	Property	\$76,900.00	\$76,900.00	0	0	\$76,900.00	\$9,485.40	12,331	\$21,546.88	\$45,867.72	28.02%
		800	Other Objects	\$20,615.00	\$20,615.00	0	0	\$20,615.00	\$20.00	513	\$13,839.28	\$6,755.72	67.13%
2300			\$8,028,517.00	\$8,028,517.00	\$0.00	\$0.00	\$8,028,517.00	\$4,302,508.09	\$680,387.79	\$2,310,373.59	\$1,415,635.32	28.78%	

TESD Board Report - General Fund

September 2016

Function	MajorFunctionDesc	MajorAccount	MajorAccountDesc	Original Budget	Revised Bud Beg of Month	TransferTo	TransferFrom	Revised Bud EOM	Encumbrance	MTD Expense	YTD Expense	Balance	% Expended
2400	Support Serv.-Pupil Health	100	Personnel Services - Salaries	\$621,022.00	\$621,022.00	0	0	\$621,022.00	\$543,866.17	86,743.78	\$98,530.39	(\$21,374.56)	15.87%
		200	Personnel Services - Benefits	\$417,840.00	\$417,840.00	0	0	\$417,840.00	\$208,529.84	45,257.33	\$52,315.61	\$156,994.55	12.52%
		300	Purchased Prof & Tech Services	\$187,000.00	\$187,000.00	0	0	\$187,000.00	\$46,375.75	13,309.25	\$13,309.25	\$127,315.00	7.12%
		400	Purchased Property Services	\$400.00	\$400.00	0	0	\$400.00	\$0.00	0	\$0.00	\$400.00	0.00%
		500	Other Purchased Services	\$200.00	\$200.00	0	0	\$200.00	\$0.00	0	\$0.00	\$200.00	0.00%
		600	Supplies	\$24,100.00	\$24,100.00	0	0	\$24,100.00	\$1,460.18	3,982.75	\$8,691.67	\$13,948.15	36.07%
		700	Property	\$5,800.00	\$5,800.00	0	0	\$5,800.00	\$0.00	5,700	\$5,700.00	\$100.00	98.28%
2400				\$1,256,362.00	\$1,256,362.00	\$0.00	\$0.00	\$1,256,362.00	\$800,231.94	\$154,993.11	\$178,546.92	\$277,583.14	14.21%
2500	Support Serv.-Business	100	Personnel Services - Salaries	\$757,392.00	\$757,392.00	0	0	\$757,392.00	\$466,334.54	73,264.9	\$180,753.19	\$110,304.27	23.87%
		200	Personnel Services - Benefits	\$551,544.00	\$551,544.00	0	0	\$551,544.00	\$185,308.12	60,243.46	\$134,009.82	\$232,226.06	24.30%
		300	Purchased Prof & Tech Services	\$41,200.00	\$41,200.00	0	0	\$41,200.00	\$205,421.06	750	\$18,411.34	(\$182,632.40)	44.69%
		400	Purchased Property Services	\$600.00	\$600.00	0	0	\$600.00	\$0.00	0	\$0.00	\$600.00	0.00%
		500	Other Purchased Services	\$5,700.00	\$5,700.00	0	0	\$5,700.00	\$0.00	625.8	\$819.00	\$4,881.00	14.37%
		600	Supplies	\$34,850.00	\$34,850.00	0	0	\$34,850.00	\$3,341.89	24,274.26	\$24,973.26	\$6,534.85	71.66%
		700	Property	\$2,000.00	\$2,000.00	0	0	\$2,000.00	\$0.00	0	\$0.00	\$2,000.00	0.00%
		800	Other Objects	\$47,725.00	\$47,725.00	0	0	\$47,725.00	\$0.00	1,722.02	\$7,591.40	\$40,133.60	15.91%
2500			\$1,441,011.00	\$1,441,011.00	\$0.00	\$0.00	\$1,441,011.00	\$860,405.61	\$160,880.44	\$366,558.01	\$214,047.36	25.44%	
2600	Operation & Maint. Plant Serv.	100	Personnel Services - Salaries	\$4,058,864.00	\$4,058,864.00	0	0	\$4,058,864.00	\$2,516,760.06	502,982.78	\$1,228,898.33	\$313,205.61	30.28%
		200	Personnel Services - Benefits	\$2,394,669.00	\$2,394,669.00	0	0	\$2,394,669.00	\$958,669.22	340,947.3	\$746,036.37	\$689,963.41	31.15%
		300	Purchased Prof & Tech Services	\$155,000.00	\$155,000.00	0	0	\$155,000.00	\$60,619.62	39,106.26	\$158,851.23	(\$64,470.85)	102.48%
		400	Purchased Property Services	\$3,159,800.00	\$3,159,800.00	0	0	\$3,159,800.00	\$1,172,972.97	287,391.36	\$767,361.19	\$1,219,465.84	24.29%
		500	Other Purchased Services	\$431,500.00	\$431,500.00	0	0	\$431,500.00	\$111,159.57	-16,505.98	\$174,051.58	\$146,288.85	40.34%
		600	Supplies	\$1,469,150.00	\$1,469,150.00	0	0	\$1,469,150.00	\$784,243.36	106,027.72	\$253,961.49	\$430,945.15	17.29%
		700	Property	\$290,500.00	\$290,500.00	0	0	\$290,500.00	\$46,174.71	94,545.52	\$104,357.12	\$139,968.17	35.92%
		800	Other Objects	\$8,250.00	\$8,250.00	0	0	\$8,250.00	\$100.00	575	\$743.00	\$7,407.00	9.01%
2600			\$11,967,733.00	\$11,967,733.00	\$0.00	\$0.00	\$11,967,733.00	\$5,650,699.51	\$1,355,069.96	\$3,434,260.31	\$2,882,773.18	28.70%	

TESD Board Report - General Fund

September 2016

Function	MajorFunctionDesc	MajorAccount	MajorAccountDesc	Original Budget	Revised Bud Beg of Month	TransferTo	TransferFrom	Revised Bud EOM	Encumbrance	MTD Expense	YTD Expense	Balance	% Expended	
2700	Student Transportation Service	100	Personnel Services - Salaries	\$261,750.00	\$261,750.00	0	0	\$261,750.00	\$171,157.10	26,094.16	\$66,312.92	\$24,279.98	25.33%	
		200	Personnel Services - Benefits	\$164,564.00	\$164,564.00	0	0	\$164,564.00	\$70,642.36	15,307.07	\$46,285.38	\$47,636.26	28.13%	
		300	Purchased Prof & Tech Services	\$0.00	\$0.00	0	0	\$0.00	\$0.00	0	\$0.00	\$0.00	\$0.00	0.00%
		400	Purchased Property Services	\$17,000.00	\$17,000.00	0	0	\$17,000.00	\$1,707.58	9,000	\$9,000.00	\$6,292.42	52.94%	
		500	Other Purchased Services	\$6,035,722.00	\$6,035,722.00	0	0	\$6,035,722.00	\$3,699,807.91	320,643.92	\$320,643.92	\$2,015,270.17	5.31%	
		600	Supplies	\$464,300.00	\$464,300.00	0	0	\$464,300.00	\$142,143.21	13,176.79	\$13,176.79	\$308,980.00	2.84%	
		700	Property	\$10,000.00	\$10,000.00	0	0	\$10,000.00	\$0.00	0	\$0.00	\$10,000.00	0.00%	
		800	Other Objects	\$500.00	\$500.00	0	0	\$500.00	\$0.00	0	\$430.00	\$70.00	86.00%	
2700			\$6,953,836.00	\$6,953,836.00	\$0.00	\$0.00	\$6,953,836.00	\$4,085,458.16	\$384,221.94	\$455,849.01	\$2,412,528.83	6.56%		
2800	Support Services - Central	100	Personnel Services - Salaries	\$1,229,764.00	\$1,229,764.00	0	0	\$1,229,764.00	\$821,074.18	106,281.21	\$328,517.04	\$80,172.78	26.71%	
		200	Personnel Services - Benefits	\$682,688.00	\$682,688.00	0	0	\$682,688.00	\$311,706.52	88,171.64	\$189,802.73	\$181,178.75	27.80%	
		300	Purchased Prof & Tech Services	\$425,500.00	\$425,500.00	0	0	\$425,500.00	\$44,890.40	155,716.64	\$179,210.22	\$201,399.38	42.12%	
		400	Purchased Property Services	\$230,000.00	\$230,000.00	0	0	\$230,000.00	\$158,465.11	17,413.22	\$29,729.92	\$41,804.97	12.93%	
		500	Other Purchased Services	\$37,000.00	\$37,000.00	0	0	\$37,000.00	\$0.00	0	\$30,000.00	\$7,000.00	81.08%	
		600	Supplies	\$200,200.00	\$200,200.00	0	0	\$200,200.00	\$19,084.67	10,794.01	\$79,640.17	\$101,475.16	39.78%	
		700	Property	\$128,000.00	\$128,000.00	0	0	\$128,000.00	\$0.00	6,051.44	\$6,675.48	\$121,324.52	5.22%	
		800	Other Objects	\$11,000.00	\$11,000.00	0	0	\$11,000.00	\$0.00	0	\$0.00	\$11,000.00	0.00%	
2800			\$2,944,152.00	\$2,944,152.00	\$0.00	\$0.00	\$2,944,152.00	\$1,355,220.88	\$384,428.16	\$843,575.56	\$745,355.56	28.65%		
2900	Other Support Services	100	Personnel Services - Salaries	\$431,674.00	\$431,674.00	0	0	\$431,674.00	\$0.00	500	\$500.00	\$431,174.00	0.12%	
		200	Personnel Services - Benefits	\$12,309.00	\$12,309.00	0	0	\$12,309.00	\$298,557.32	13,688.19	\$59,510.26	(\$345,758.58)	483.47%	
		300	Purchased Prof & Tech Services	\$40,500.00	\$40,500.00	0	0	\$40,500.00	\$25,475.63	1,169.37	\$6,524.37	\$8,500.00	16.11%	
		500	Other Purchased Services	\$70,000.00	\$70,000.00	0	0	\$70,000.00	\$0.00	0	\$0.00	\$70,000.00	0.00%	
		700	Property	\$0.00	\$0.00	0	0	\$0.00	\$0.00	0	\$0.00	\$0.00	\$0.00	0.00%
2900			\$554,483.00	\$554,483.00	0	0	\$554,483.00	\$324,032.95	\$15,357.56	\$66,534.63	\$163,915.42	12.00%		
Total 2000			\$41,915,364.00	\$41,915,364.00	\$0.00	\$0.00	\$41,915,364.00	\$22,684,267.94	\$4,137,304.63	\$9,410,019.74	\$9,821,076.32	22.45%		

TESD Board Report - General Fund

September 2016

Function	MajorFunctionDesc	MajorAccount	MajorAccountDesc	Original Budget	Revised Bud Beg of Month	TransferTo	TransferFrom	Revised Bud EOM	Encumbrance	MTD Expense	YTD Expense	Balance	% Expended
3200	Student Activities	100	Personnel Services - Salaries	\$360,074.00	\$360,074.00	0	0	\$360,074.00	\$213,834.75	15,103.6	\$19,524.60	\$126,714.65	5.42%
		200	Personnel Services - Benefits	\$0.00	\$0.00	0	0	\$0.00	\$86,439.04	-3,315.71	\$8,016.08	(\$94,455.12)	#DIV/0!
		300	Purchased Prof & Tech Services	\$0.00	\$0.00	0	0	\$0.00	\$39,767.21	3,976.79	\$3,976.79	(\$43,744.00)	0.00%
		500	Other Purchased Services	\$29,000.00	\$29,000.00	0	0	\$29,000.00	\$0.00	0	\$28,000.00	\$1,000.00	96.55%
		600	Supplies	\$13,500.00	\$13,500.00	0	0	\$13,500.00	\$924.00	-2,805.18	(\$3,547.18)	\$16,123.18	-26.28%
3200			\$402,574.00	\$402,574.00	\$0.00	\$0.00	\$402,574.00	\$340,965.00	\$12,959.50	\$55,970.29	\$5,638.71	13.90%	
3300	Community Services	100	Personnel Services - Salaries	\$0.00	\$0.00	0	0	\$0.00	\$0.00	\$0.00	\$0.00	\$0.00	0.00%
		200	Personnel Services - Benefits	\$0.00	\$0.00	0	0	\$0.00	\$0.00	\$0.00	\$0.00	\$0.00	0.00%
		600	Supplies	\$0.00	\$0.00	0	0	\$0.00	\$0.00	\$0.00	\$0.00	\$0.00	0.00%
3300			\$0.00	\$0.00	\$0.00	\$0.00	\$0.00	\$0.00	\$0.00	\$0.00	\$0.00	0.00%	
Total 3000			\$402,574.00	\$402,574.00	\$0.00	\$0.00	\$402,574.00	\$340,965.00	\$12,959.50	\$55,970.29	\$5,638.71	13.90%	
5100	Debt Service	800	Other Objects	\$2,408,350.00	\$2,408,350.00	0	0	\$2,408,350.00	\$0.00	0	\$1,322,293.13	\$1,086,056.87	54.90%
		900	Other Financing Uses	\$4,465,000.00	\$4,465,000.00	0	0	\$4,465,000.00	\$0.00	0	\$0.00	\$4,465,000.00	0.00%
5100			\$6,873,350.00	\$6,873,350.00	\$0.00	\$0.00	\$6,873,350.00	\$0.00	\$0.00	\$1,322,293.13	\$5,551,056.87	19.24%	
5200	Fund Transfers	900	Other Financing Uses	\$1,517,477.00	\$1,517,477.00	0	0	\$1,517,477.00	\$0.00	\$0.00	\$0.00	\$1,517,477.00	0.00%
5200			\$1,517,477.00	\$1,517,477.00	\$0.00	\$0.00	\$1,517,477.00	\$0.00	\$0.00	\$0.00	\$1,517,477.00	0.00%	
5900	Budgetary Reserve	800	Other Objects	\$2,000,000.00	\$2,000,000.00	0	0	\$2,000,000.00	\$0.00	\$0.00	\$0.00	\$2,000,000.00	0.00%
5900			\$2,000,000.00	\$2,000,000.00	\$0.00	\$0.00	\$2,000,000.00	\$0.00	\$0.00	\$0.00	\$0.00	\$2,000,000.00	0.00%
Total 5000			\$10,390,827.00	\$10,390,827.00	\$0.00	\$0.00	\$10,390,827.00	\$0.00	\$0.00	\$1,322,293.13	\$9,068,533.87	12.73%	
Totals for General Fund:				\$131,270,392.00	\$131,270,392.00	\$0.00	\$0.00	\$131,270,392.00	\$73,131,867.51	\$13,440,828.18	\$22,318,326.65	\$35,820,197.84	17.00%

**CONESTOGA HIGH SCHOOL
STUDENT ACTIVITY ACCOUNTS
August 31, 2016**

Account Number	Description	Balance @ 7/31/16	Disbursements	Receipts	Transfers	Balance @ 8/31/16
A 1	Miscellaneous	0.00				0.00
A 11	Spring Track	0.00	0.00	0.00	0.00	0.00
A 12	Boys Tennis	0.00	0.00		0.00	0.00
A 13	Girls Tennis	0.00	0.00		0.00	0.00
A 14	Boys Baseball	0.00	0.00	0.00	0.00	0.00
A 15	Golf	0.00	350.00	0.00	0.00	(350.00)
A 16	Boys Lacrosse	0.00	0.00	0.00	0.00	0.00
A 17	Boys Swimming	0.00	0.00	0.00	0.00	0.00
A 18	Girls Swimming	0.00	0.00	0.00	0.00	0.00
A 2	Football	0.00	552.00	0.00	0.00	(552.00)
A 21	Girls Softball	0.00	0.00	0.00		0.00
A 22	Girls Soccer	0.00	0.00	0.00		0.00
A 23	Girls Volleyball	0.00	356.00	0.00	0.00	(356.00)
A 24	Girls Lacrosse	0.00	0.00	0.00	0.00	0.00
A 3	Girls Hockey	0.00	0.00	0.00	0.00	0.00
A 4	Boys Soccer	0.00	0.00	0.00	0.00	0.00
A 5	Cross Country	0.00	0.00	0.00		0.00
A 6	Boys Basketball	0.00	0.00	0.00		0.00
A 7	Girls Basketball	0.00	0.00	0.00		0.00
A 8	Wrestling	0.00	0.00	0.00	0.00	0.00
A 9	Winter Track	0.00	0.00	0.00		0.00
B	1000 Cranes	90.37	0.00	0.00		90.37
B	AASU	792.59	0.00	0.00	0.00	792.59
B	AASU Scholarship	632.34	0.00	0.00	0.00	632.34
B	Above the Influence	105.50	0.00	0.00	0.00	105.50
B	Academic Competition	777.65	0.00	0.00		777.65
B	Adopt-A-Grandparent	338.84	0.00	0.00		338.84
B	All about Soccer	300.29	0.00	0.00		300.29
B	All Girls Acapella Group	38.38	0.00	0.00		38.38
B	Animal Abuse Awareness	302.98	0.00	0.00		302.98
B	Anime Club	844.41	0.00	0.00		844.41
B	Anti Defamation League	0.07	0.00	0.00	0.00	0.07
B	AP Study Group	50.00	0.00	0.00		50.00
B	Asian American Club	1,529.42	0.00	0.00		1,529.42
B	Astronomy Club	191.51	0.00	0.00		191.51
B	Athletes Helping	414.96	0.00	0.00		414.96
B	Band Fund	3,341.71	0.00	9,650.00		12,991.71
B	Best Buddies	4,493.37	0.00	0.00	0.00	4,493.37
B	Big Brother Big Sister	50.00	0.00	0.00	0.00	50.00
B	Biology Club	663.28	0.00	0.00		663.28
B	Bowling Club	130.95		0.00		130.95
B	Brighter Futures for Females	4.61	0.00	0.00		4.61
B	Brownies for better lives	0.00	0.00	0.00		0.00

**CONESTOGA HIGH SCHOOL
STUDENT ACTIVITY ACCOUNTS
August 31, 2016**

Account Number	Description	Balance @ 7/31/16	Disbursements	Receipts	Transfers	Balance @ 8/31/16
B	Build On Club	187.96	0.00	0.00		187.96
B	Cheerleaders Club	827.76	6,334.00	8,671.00		3,164.76
B	Chemistry Fund	1,119.58	0.00	0.00	0.00	1,119.58
B	Chess Fund	234.13	0.00	0.00		234.13
B	Choral Fund	510.34	0.00	0.00	0.00	510.34
B	CHS Fishing club	1,525.09	0.00	0.00	0.00	1,525.09
B	Clash of the Clans	50.00	0.00	0.00		50.00
B	Comic Club	125.58	0.00	0.00		125.58
B	Compositions for Cancer	71.25	0.00	0.00		71.25
B	Computer Science Club	528.64	0.00	0.00	0.00	528.64
B	Computers for Kids	50.14	0.00	0.00	0.00	50.14
B	Conestoga Coupons for a cause	50.00	0.00	0.00	0.00	50.00
B	Conestoga Craft Club	50.14	0.00	0.00	0.00	50.14
B	Conestoga Investment Club	19.45	0.00	0.00		19.45
B	Crew Club	624.23		0.00		624.23
B	Cricket Club	50.00		0.00		50.00
B	Cupcakes for Casa	1,480.46	0.00	0.00		1,480.46
B	Cycling Club	50.10	0.00	0.00		50.10
B	DECA	430.40	0.00	0.00		430.40
B	Drama club	1,937.17	0.00	0.00	0.00	1,937.17
B	Dream Academy	266.02	0.00	0.00		266.02
B	Education Enrichment Club	3.15	0.00	0.00		3.15
B	Environthon Team	116.38	0.00	0.00	0.00	116.38
B	ESL Club	519.30	0.00	0.00	0.00	519.30
B	Eyes for you	64.43	0.00	0.00	0.00	64.43
B	Fall Drama Club	17,635.47	0.00	0.00	0.00	17,635.47
B	Fellowship of Christian Athletes	0.41	0.00	0.00	0.00	0.41
B	Fencing Club	1,485.42	0.00	0.00	0.00	1,485.42
B	Fighting Back	50.00	0.00	0.00	0.00	50.00
B	FLITE	2,596.71	0.00	0.00	0.00	2,596.71
B	Foreign Language Fund	454.98	0.00	0.00		454.98
B	Free to Breathe	629.21	0.00	0.00		629.21
B	French Club	1,136.03	0.00	0.00		1,136.03
B	Game Theory	56.83	0.00	0.00	0.00	56.83
B	Gay Straight Alliance	1,364.43	0.00	0.00	0.00	1,364.43
B	Gender Equality	155.08	0.00	0.00	0.00	155.08
B	Gene Club	55.00	0.00	0.00	0.00	55.00
B	Geocache Club	50.00	0.00	0.00	0.00	50.00
B	German Culture	1.03	0.00	0.00		1.03
B	Girls in STEM	50.00	0.00	0.00		50.00
B	Global Citizens Club	150.09		0.00		150.09
B	Greek Culture Club	228.19	0.00	0.00		228.19
B	Greening Stoga Task Force	935.39	0.00	0.00		935.39

**CONESTOGA HIGH SCHOOL
STUDENT ACTIVITY ACCOUNTS
August 31, 2016**

Account Number	Description	Balance @ 7/31/16	Disbursements	Receipts	Transfers	Balance @ 8/31/16
B	Habitat For Humanity	447.74	0.00	0.00		447.74
B	Hands for Hearts	50.09	0.00	0.00		50.09
B	High School Hero X	50.07		0.00		50.07
B	Hip Hop Club	8.59	0.00	0.00		8.59
B	Hispanic Club	1,852.18	0.00	0.00		1,852.18
B	Horticulture Club	1,210.50	0.00	0.00	0.00	1,210.50
B	Human Rights Club	2,576.99	0.00	0.00	0.00	2,576.99
B	Humankind Water Club	391.37	0.00	0.00	0.00	391.37
B	Interact	817.68	0.00	0.00		817.68
B	Interview Club	50.17	0.00	0.00		50.17
B	Intramural Club	193.85		0.00	0.00	193.85
B	Italian Club	963.63	0.00	0.00	0.00	963.63
B	Jewish Culture Club	60.74	0.00	0.00	0.00	60.74
B	Jr Classical League	52.74	0.00	0.00	0.00	52.74
B	Jr Statesmen	1,185.23	0.00	0.00		1,185.23
B	Key Club	1,089.59	0.00	0.00	0.00	1,089.59
B	Kids caring for cancer	673.70	0.00	0.00		673.70
B	Korean Culture Club	235.70	0.00	0.00		235.70
B	LINK	269.54	0.00	0.00		269.54
B	Lit Mag	168.69	0.00	0.00	0.00	168.69
B	Locks of Love	281.77	0.00	0.00	0.00	281.77
B	Magic the Gathering	50.00	0.00	0.00	0.00	50.00
B	Manifest	1,858.53	0.00	0.00	0.00	1,858.53
B	Mental Health Awareness Club	50.00	0.00	0.00	0.00	50.00
B	Middle Eastern Culture club	50.14	0.00	0.00		50.14
B	Model UN Club	3,738.30	1,260.00	4,800.00	(10,578.79)	(3,300.49)
B	Mudders Club	0.00	0.00	0.00	(531.70)	(531.70)
B	Music Inspires Change	1,610.59	0.00	0.00	0.00	1,610.59
B	Musicians' Guild	1,588.12	0.00	0.00		1,588.12
B	NAHS	332.74	0.00	0.00	0.00	332.74
B	National History Comp.	15.76	0.00	0.00	41.94	57.70
B	Navigate	20.97	0.00	0.00	(41.94)	(20.97)
B	Northern Children's serv	167.51	0.00	0.00	0.00	167.51
B	Objectivist Club	50.00	0.00	0.00		50.00
B	Operation Oncology	50.00	0.00	0.00		50.00
B	Operation smile	2.57	0.00	0.00		2.57
B	Paddle Tennis	50.67	0.00	0.00		50.67
B	PANDA	301.17	0.00	0.00		301.17
B	Parts for Hearts	395.23	0.00	0.00		395.23
B	PB&J Club	50.00	0.00	0.00		50.00
B	Peer Mediation	2,363.88	1,055.44	1,600.00	0.00	2,908.44
B	Pen Pal Club	187.94	0.00	0.00		187.94
B	Philosophy Club	119.84	0.00	0.00	0.00	119.84

**CONESTOGA HIGH SCHOOL
STUDENT ACTIVITY ACCOUNTS
August 31, 2016**

Account Number	Description	Balance @ 7/31/16	Disbursements	Receipts	Transfers	Balance @ 8/31/16
B	Photography Club	818.71	0.00	0.00		818.71
B	Physics Club	50.18		0.00		50.18
B	Piodanco	2,802.75	0.00	0.00		2,802.75
B	Power up against Cancer	114.88	0.00	0.00		114.88
B	Puppy PALS	135.51	0.00	0.00		135.51
B	RAD	50.95	0.00	0.00		50.95
B	Reach	1,229.12	0.00	0.00		1,229.12
B	Red Cross	50.00	0.00	0.00		50.00
B	Richard Wright Project	50.00	0.00	0.00		50.00
B	Robotics Club	524.99	0.00	0.00	0.00	524.99
B	Ryan's Case for Smiles	3,324.80	0.00	0.00		3,324.80
B	SADD	1,620.92	0.00	0.00		1,620.92
B	SAFE	1,210.37	0.00	0.00		1,210.37
B	SAVES	268.27	0.00	0.00		268.27
B	Science Olympiad	9,047.94	0.00	0.00		9,047.94
B	Secrets To a Long Life	79.91	0.00	0.00		79.91
B	Shine	216.65	0.00	0.00	0.00	216.65
B	Ski Club	173.24	0.00	0.00	0.00	173.24
B	Smiles for Autism	790.15	0.00	0.00	0.00	790.15
B	SOAR	50.01	0.00	0.00	0.00	50.01
B	Soccer Club	7,690.97	486.75	0.00	0.00	7,204.22
B	South Asia Culture Club	160.67	0.00	0.00	0.00	160.67
B	South East Asian Club	0.00	0.00	0.00	0.00	0.00
B	Spark the Wave	106.66	0.00	0.00	0.00	106.66
B	Special Futures	409.12	0.00	0.00	0.00	409.12
B	Spoke	10,258.94	0.00	150.00		10,408.94
B	Sports for Supports	0.00	0.00	0.00	0.00	0.00
B	Squash Club	101.62	0.00	0.00		101.62
B	Stage Crew	758.74	0.00	0.00	0.00	758.74
B	Standing Together	213.35	0.00	0.00		213.35
B	STEAM	50.00	0.00	0.00		50.00
B	Stoga Connects	50.14	0.00	0.00		50.14
B	Stoga Echoes	5.97	0.00	0.00		5.97
B	Stoga Green Peace	102.87	0.00	0.00		102.87
B	Stoga Hope	1,203.47	0.00	0.00		1,203.47
B	Stoga Music Crusade	117.33	0.00	0.00		117.33
B	Stoga Music Theatre	21,027.75	1,232.00	0.00		19,795.75
B	Stoga Sack Club	50.10	0.00	0.00		50.10
B	Stoga Slam League	50.02	0.00	0.00		50.02
B	Stoga Study Buddies	195.31	0.00	0.00		195.31
B	Stogabundance	103.40	0.00	0.00		103.40
B	Student to Student	73.25	0.00	0.00		73.25
B	Student United Way Club	61.19	0.00	0.00		61.19

**CONESTOGA HIGH SCHOOL
STUDENT ACTIVITY ACCOUNTS
August 31, 2016**

Account Number	Description	Balance @ 7/31/16	Disbursements	Receipts	Transfers	Balance @ 8/31/16
B	t/e Kids Care	267.58	0.00	0.00		267.58
B	Take a Blink for Pink	2,017.84	0.00	0.00		2,017.84
B	Technology Student Assoc	1,189.73	0.00	0.00	0.00	1,189.73
B	TED X	50.10	0.00	0.00		50.10
B	TEEC Club	50.00	0.00	0.00		50.00
B	The Book Club	50.14	0.00	0.00		50.14
B	The Cappies	301.65	0.00	0.00	72.54	374.19
B	The First Tee	50.09	0.00	0.00		50.09
B	The Pulsera Project	36.27	0.00	0.00	(72.54)	(36.27)
B	Together We Rise	50.00	0.00	0.00		50.00
B	Tri-M Music Honor Society	368.18	0.00	0.00	0.00	368.18
B	TV Production	641.05	0.00	15.00		656.05
B	Underwater Robotics Team	421.53	0.00	0.00	0.00	421.53
B	Unicef	57.47	0.00	0.00	0.00	57.47
B	Vegetarian Club	53.89	0.00	0.00		53.89
B	Volleyball	528.67		0.00		528.67
B	Women in Politics	50.07	0.00	0.00		50.07
B	Wounded Warrior Project	50.00	0.00	0.00		50.00
B	Yearbook	0.00	0.00	0.00		0.00
B	Yoga and Meditation club	50.00	0.00	0.00		50.00
B	Young Advocates for Designers	50.00	0.00	0.00		50.00
B	Young Democrats Club	103.72	0.00	0.00		103.72
B	Young Republicans Club	57.80		0.00		57.80
C	Class of 2015	1,113.46	0.00	0.00		1,113.46
C	Class of 2016	407.95	3,235.66	0.00	5,671.70	2,843.99
C	Class of 2017	10,885.63	0.00	0.00	0.00	10,885.63
C	Class of 2018	4,234.18	0.00	0.00		4,234.18
C	Class of 2019	3,862.25	0.00	0.00		3,862.25
C	Class of 2020	500.00	0.00	0.00		500.00
D	Clearing Account	3,312.66	2,700.00	0.00	0.00	612.66
D	Field Trip Account	1,386.09	0.00	0.00	0.00	1,386.09
D	Interest Income	853.33	0.00	54.42		907.75
E	Advanced Placement	7,555.78	558.85	0.00	9,355.90	16,352.83
E	Beautification	5,951.88	0.00	0.00	0.00	5,951.88
E	NHS	291.20	0.00	0.00		291.20
E	School Store	0.00	0.00	0.00	0.00	0.00
E	Student Body Fund	18,639.70	8,382.00	113.88	0.00	10,371.58
E	Student Council	12,814.27	595.00	3,109.00	0.00	15,328.27
E	Testing Service	0.00	0.00	0.00	(3,917.11)	(3,917.11)
	Totals	222,408.10	27,097.70	28,163.30	0.00	223,473.70

Approved *Amya Masingi*

Date 9-14-16

**T/E MIDDLE SCHOOL
STUDENT ACTIVITY ACCOUNTS
August 31, 2016**

Account Number	Description	Balance @ 7/31/2016	Disbursements	Receipts	Transfers	Balance @ 8/31/2016
1001	Misc Athletics	\$ -				\$ -
1002	Football	\$ -				\$ -
1003	Hockey	\$ -				\$ -
1004	Soccer	\$ -				\$ -
1005	Volleyball	\$ -				\$ -
1006	Basketball	\$ -				\$ -
1007	Wrestling	\$ -	\$ 300.00			\$ (300.00)
1008	Softball	\$ -				\$ -
1009	Baseball	\$ -				\$ -
1010	Lacrosse	\$ -				\$ -
2001	Yearbook	\$ 1,846.06				\$ 1,846.06
2002	Foreign Language	\$ -				\$ -
2004	Student Council	\$ 1,715.35	\$ 615.00			\$ 1,100.35
2005	Lend-A-Hand	\$ 586.95				\$ 586.95
3001	Tech Ed	\$ -				\$ -
3002	5th/6th Trips-Extracurr.	\$ 60.00				\$ 60.00
3003	7th Williamsburg	\$ (355.00)				\$ (355.00)
3004	8th Hershey	\$ 652.51				\$ 652.51
3006	Independence Hall	\$ -				\$ -
4001	Ath Caps/Socks/Shirts	\$ 460.75				\$ 460.75
4004	Media Center	\$ 156.89				\$ 156.89
4006	Gym Locks	\$ 10.00	\$ 10.00			\$ -
4007	Miscellaneous	\$ 5,549.41				\$ 5,549.41
4008	Interest	\$ 7.67		\$ 6.00		\$ 13.67
4010	Student Body Account	\$ 1,224.59				\$ 1,224.59
5001	Music	\$ 1,901.00				\$ 1,901.00
5002	5/6 & 7/8 Plays	\$ 3,467.36				\$ 3,467.36
6001	Gr 5 Trips & Programs	\$ 3,306.00				\$ 3,306.00
6002	Gr 6 Trips & Programs	\$ 4,401.50				\$ 4,401.50
6003	Gr 7 Trips & Programs	\$ 1,550.00				\$ 1,550.00
6004	Gr 8 Trips & Programs	\$ 0.01				\$ 0.01
						\$ -
	Totals	\$ 26,541.05	\$ 925.00	\$ 6.00	\$ -	\$ 25,622.05

Approved *A Phillips*

Valley Forge Middle School
Student Activities Accounts
August 31, 2016

Account Number	Description	Balance @ 7/31/16	Disbursements	Receipts	Transfers	Balance @ 8/31/16
A 1001	Miscellaneous	0.00				0.00
A 1002	Football	0.00				0.00
A 1003	Hockey	0.00				0.00
A 1004	Soccer	0.00				0.00
A 1005	Volleyball	0.00				0.00
A 1006	Basketball	0.00				0.00
A 1007	Wrestling	0.00				0.00
A 1008	Track	0.00				0.00
A 1009	Baseball	0.00				0.00
A 1010	Softball	0.00				0.00
A 1011	Lacrosse	0.00				0.00
C 2001	Environmental HR	0.00				0.00
C 2002	Healthy Cooking	46.43	46.43			0.00
C 2003	VF Track Club	6,723.57				6,723.57
C 2004	Builders Club	3,364.62				3,364.62
C 2005	Model UN Club	1,250.51				1,250.51
C 2006	H.E.L.L.O. Club	4.84	4.84			0.00
C2007	Odyssey of Mind	(39.11)				(39.11)
C2008	Future Cities	73.70				73.70
F 3002	Williamsburg Trip	(1,927.13)				(1,927.13)
F 3003	Student Exchange	0.00				0.00
F 3004	For/Lang Quebec	291.52	291.52			0.00
F 3005	Grade 5 Trips	5,043.95				5,043.95
F 3006	Grade 6 Trips	12,171.54				12,171.54
F 3007	Grade 7 Trips	(882.68)				(882.68)
F 3008	Grade 8 Trips	55,010.81				55,010.81
G 4001	Student Body Acct	227.10				227.10
G 4002	Library Fund	685.79				685.79
G 4003	Yearbook	2,890.94				2,890.94
G 4004	Student Council	6,135.07	100.00	364.71		6,399.78
G 4005	Newspaper	0.00				0.00
G 4006	Homework Oasis	21.92	21.92			0.00
G 4007	Interest	18.66		15.63		34.29
G 4008	School Store	623.47				623.47
G 4009	Drama	724.01				724.01
G 4010	Wall of Hearts	7,421.99				7,421.99
G 4011	Musical Fund	1,337.70				1,337.70
G 4012	Community Service	104.96				104.96
M 5001	Band Fund	159.17				159.17
M 5002	Vocal/String Music	0.00				0.00
M 5003	Music Trip Acct.	4,261.21	1,493.75			2,767.46
T 6001	5th Grade Teams	0.00				0.00
T 6002	6th Grade Teams	2,667.60				2,667.60
T 6003	7th Grade Teams	415.57				415.57
T 6004	8th Grade Teams	654.11				654.11
	Totals	109,481.84	1,958.46	380.34		107,903.72
	Approved:					

Matthew L. Shon

**TREDYFFERIN/EASTTOWN SCHOOL DISTRICT
CAPITAL PROJECTS FUNDS
September, 2016**

CASH	200,123.25	
INVESTMENTS	10,275,000.00	
DUE FROM/(TO) OTHER FUNDS	(\$51,599.25)	
ACCOUNTS PAYABLE		
TOTAL ASSETS		\$10,423,524.00
BEGINNING FUND BALANCE	\$10,423,524.00	
REVENUE		
EXPENDITURES		
ENCUMBRANCES		
AS OF September 2016		\$10,423,524.00

TREDYFFRIN/EASTTOWN SCHOOL DISTRICT
CAPITAL PROJECTS BONDS FUNDS
September, 2016

CASH	\$5,924,616.73	
INVESTMENTS	9,164,418.15	
DUE FROM/(TO) OTHER FUNDS	\$953,165.12	
ACCOUNTS PAYABLE	(\$4,170,456.00)	
TOTAL ASSETS		\$11,871,744.00
BEGINNING FUND BALANCE	\$20,534,310.00	
REVENUE	\$0.00	
EXPENDITURES	(\$4,492,110.00)	
ENCUMBRANCES	(\$4,170,456.00)	
AS OF September 2016		\$11,871,744.00

TREDYFFRIN-EASTTOWN SCHOOL DISTRICT

Statement of Revenues, Expenses and
Changes in Fund Net Assets
Food and Nutrition Services (FNS)
Proprietary Fund
9/30/2016

	Sep-16	YTD	Prior Yr YTD	YTD Budget
Operating Revenues:				
Catering Revenue	\$ 5,578	\$ 5,578	\$ 3,916	\$ 2,810
Vending Commissions	\$ -	\$ -	\$ 200	\$ 23
Other Revenue	\$ 253	\$ 253	\$ 1,453	\$ 157
Lunch/Breakfast	\$ 322,865	\$ 322,865	\$ 250,992	\$ 242,161
TOTAL OPERATING REVENUE	\$ 328,696	\$ 328,696	\$ 256,560	\$ 245,151
Non-Operating Revenues:				
Interest/Bank Supplies	\$ 612	\$ 612	\$ 2,293	\$ 292
State Subsidy:		\$ -	\$ -	
School Lunch Program	\$ 5,016	\$ 5,016	\$ 3,774	\$ 3,717
Social Security Subsidy	\$ 4,459	\$ 4,459	\$ 7,465	\$ 3,812
Retirement Subsidy	\$ 17,585	\$ 17,585	\$ 25,048	\$ 11,677
Federal Aid:		\$ -	\$ -	
School Lunch Program	\$ 32,434	\$ 32,434	\$ 24,095	\$ 23,744
Donated Commodities	\$ 11,530	\$ 11,530	\$ 7,327	\$ 7,697
TOTAL NON-OPERATING REVENUE	\$ 71,637	\$ 71,637	\$ 70,002	\$ 50,939
TOTAL REVENUE	\$ 400,333	\$ 400,333	\$ 326,562	\$ 296,089
Operating Expenses:			\$ -	
Salaries	\$ 137,222	\$ 137,222	\$ 106,481	\$ 97,939
Benefits	\$ 93,214	\$ 93,214	\$ 73,806	\$ 65,908
Food Costs	\$ 157,564	\$ 157,564	\$ 138,013	\$ 111,402
Supplies (Paper, Cleaning, Uniforms, etc)	\$ 16,342	\$ 16,342	\$ 13,372	\$ 8,007
Depreciation	\$ 6,546	\$ 6,546	\$ 6,546	\$ 6,546
Repairs and Maintenance	\$ 8,824	\$ 8,824	\$ 6,072	\$ 5,853
TOTAL OPERATING EXPENSES	\$ 419,712	\$ 419,712	\$ 344,291	\$ 295,654
OPERATING PROFIT/(LOSS)	\$ (19,379)	\$ (19,379)	\$ (17,729)	\$ 436
Operating Transfers In/Out	\$ -	\$ -	\$ -	
CHANGE IN NET ASSETS	\$ (19,379)	\$ (19,379)	\$ (17,729)	\$ 436
Net Assets				
Invested in Capital Assets	\$ 335,803			
Unrestricted	\$ (2,630,340)			
TOTAL NET ASSETS	\$ (2,294,477)			

TREDYFFRIN EASTTOWN SCHOOL DISTRICT
CHECK REGISTER
FROM 9/1/16 TO 9/30/16

Check Number	Check Date	Vendor Name	Transaction Amount
110861	09/02/2016	BENEFIT ALLOCATION SYSTEMS	\$917.02
110862	09/02/2016	BENEFIT ALLOCATION SYSTEMS	\$308.34
110863	09/02/2016	FLITE	\$73.00
110864	09/02/2016	KEYSTONE CREDIT UNION	\$5,887.00
110865	09/02/2016	TUITION ACCOUNT PROGRAM	\$25.00
110866	09/02/2016	AARON SOLUTIONS COMPANY	\$2,852.00
110867	09/02/2016	ADAMS, LEAH	\$1,440.00
110868	09/02/2016	AGRON BREGASI	\$25.00
110869	09/02/2016	AHMED FAHEEM	\$25.00
110870	09/02/2016	ALEXIS BOVE	\$25.00
110871	09/02/2016	AMPRO SPORTS	\$427.15
110872	09/02/2016	AMSTERDAM PRINTING & LITHO CRP	\$368.24
110873	09/02/2016	ANDREW CONRAD	\$50.00
110874	09/02/2016	APPLE INC	\$9,408.00
110875	09/02/2016	AQUA PENNSYLVANIA, INC.	\$8,472.04
110876	09/02/2016	ARCHANA ANNE	\$25.00
110877	09/02/2016	ASSURANT EMPLOYEE BENEFITS	\$2,094.20
110878	09/02/2016	B & H PHOTO VIDEO INC	\$885.17
110879	09/02/2016	BARNES & NOBLE BOOKSTORES INC	\$1,108.70
110880	09/02/2016	BENJAMIN/ROBERTS LTD	\$5,661.94
110881	09/02/2016	BFI WASTE SERVICES OF PA, LLC	\$1,073.58
110882	09/02/2016	BIKESPORT	\$1,100.00
110883	09/02/2016	BLICK ART MATERIALS LLC	\$499.52
110884	09/02/2016	BOOKSOURCE, THE	\$1,167.30
110885	09/02/2016	BRIAN WOEFEL	\$31.50
110886	09/02/2016	CALICO INDUSTRIES INC	\$6,467.10
110887	09/02/2016	CAMCOR, INC.	\$9,422.37
110888	09/02/2016	CAPP INC	\$60.06
110889	09/02/2016	CAPPELLETTI, JOYCE A.	\$562.50
110890	09/02/2016	CARLA & MICHAEL MORRONE	\$38,700.00
110891	09/02/2016	CARSON-DELLOSA PUB LLC	\$107.45
110892	09/02/2016	CIOCCO, ALICE	\$85.54
110893	09/02/2016	CITIZENS CRIME COMMISSION	\$1,500.00
110894	09/02/2016	CLEMENS UNIFORM	\$310.86
110895	09/02/2016	CONESTOGA HIGH SCHOOL	\$22,174.00
110896	09/02/2016	CONSTELLATION NEW ENERGY	\$1,396.00
110897	09/02/2016	CROWN TROPHY	\$118.00
110898	09/02/2016	CRUZ, AMY	\$784.00
110899	09/02/2016	DALEY + JALBOOT ARCHITECTS, INC.	\$25,866.01
110900	09/02/2016	DALY, ALEXANDRA	\$1,584.00
110901	09/02/2016	DAN COOMBS	\$79.75
110902	09/02/2016	DANA DERKACZ	\$25.00
110903	09/02/2016	DAVID BLACKMORE & ASSOC	\$2,092.00
110904	09/02/2016	DAVID MACMILLIAN	\$372.69
110905	09/02/2016	DEGEORGE, SHANNON	\$1,128.00
110906	09/02/2016	DELL MARKETING LP	\$3,052.40
110907	09/02/2016	DELTA DENTAL	\$49,340.89
110908	09/02/2016	DEMCO INC	\$545.73
110909	09/02/2016	DIANE HOEY	\$25.00

TREDYFFRIN EASTTOWN SCHOOL DISTRICT
CHECK REGISTER
FROM 9/1/16 TO 9/30/16

Check Number	Check Date	Vendor Name	Transaction Amount
110910	09/02/2016	DMITRY MUKHIN	\$60.50
110911	09/02/2016	DORVILLE, MADELYN	\$1,128.00
110912	09/02/2016	DOWNTOWNTOWN COUNTRY CLUB	\$2,100.00
110913	09/02/2016	EDULOG	\$608.00
110914	09/02/2016	ELENA MARGOSSIAN	\$25.00
110915	09/02/2016	ELITE CULTURE ED	\$685.00
110916	09/02/2016	EPS/SCHOOL SPECIALTY LITERACY & INT	\$174.24
110917	09/02/2016	ERIC ARMIN, INC	\$35.01
110918	09/02/2016	FASTENAL COMPANY	\$47.11
110919	09/02/2016	FAT BRAIN TOYS	\$12.94
110920	09/02/2016	FIVE STAR INC	\$34,994.00
110921	09/02/2016	FLAGHOUSE INC	\$1,028.16
110922	09/02/2016	FLINN SCIENTIFIC INC	\$3,841.16
110923	09/02/2016	FOLLETT SCHOOL SOLUTIONS, INC.	\$6,112.85
110924	09/02/2016	FOX ROTHCHILD, LLP	\$3,062.50
110925	09/02/2016	FRANKLIN CLEANING EQUIP. & SUPPLY	\$4,313.53
110926	09/02/2016	FSI INDUSTRIES	\$120.74
110927	09/02/2016	FUNK, DORIS	\$72.00
110928	09/02/2016	GLOBAL DATA CONSULTANTS, LLC	\$480.00
110929	09/02/2016	GOOSE SQUAD, LLC	\$650.00
110930	09/02/2016	HAWKINS, RICHARD	\$111.24
110931	09/02/2016	HEALTH MATS CO	\$1,451.49
110932	09/02/2016	HEE-JUNG HWANG	\$25.00
110933	09/02/2016	HEIST, LOIS	\$99.00
110934	09/02/2016	HON COMPANY	\$781.04
110935	09/02/2016	IDESIGN SOLUTIONS, INC.	\$1,999.98
110936	09/02/2016	SUPPLYWORKS	\$1,205.62
110937	09/02/2016	INTERSTATE MAINTENANCE CORP	\$5,818.54
110938	09/02/2016	JAMES PITOFSKY	\$4.90
110939	09/02/2016	JIN LOU WANG	\$0.00
110940	09/02/2016	JUKIPLI MOHAMED	\$25.00
110941	09/02/2016	K12 SCHOOL SUPPLIES	\$107.87
110942	09/02/2016	KA PRODUCTIONS	\$3,166.00
110943	09/02/2016	KATRINA VON HOYER	\$25.00
110944	09/02/2016	KAVITA TEHLAN	\$25.00
110945	09/02/2016	KOB, BETH ANNE	\$82.00
110946	09/02/2016	K-TECK, INC.	\$17,050.00
110947	09/02/2016	KURTZ BROS	\$1,982.18
110948	09/02/2016	L.J. PAOLELLA CONSTRUCTION, INC.	\$60,190.00
110949	09/02/2016	LAKESHORE LEARNING MATERIALS	\$4,566.37
110950	09/02/2016	LAKESIDE EDUCATIONAL NETWORK	\$1,197.00
110951	09/02/2016	LAUBACH CANDACE	\$60.52
110952	09/02/2016	LEARNING A-Z	\$984.55
110953	09/02/2016	LETTS, NANCY	\$303.67
110954	09/02/2016	LIANNE LOFGREN	\$50.00
110955	09/02/2016	LINDENMEYR MUNROE	\$1,465.25
110956	09/02/2016	LITTLEWOOD, PATRICIA	\$198.00
110957	09/02/2016	LYFORD HEATHER	\$1,584.00
110958	09/02/2016	MAILFINANCE	\$357.78

TREDYFFRIN EASTTOWN SCHOOL DISTRICT
CHECK REGISTER
FROM 9/1/16 TO 9/30/16

Check Number	Check Date	Vendor Name	Transaction Amount
110959	09/02/2016	MAIN LINE MEDIA NEWS	\$49.10
110960	09/02/2016	MARIE-PIERRE CROWE	\$25.00
110961	09/02/2016	MARY JEANNE ROBINSON	\$34,000.00
110962	09/02/2016	MASTERPIECE MULTIMEDIA	\$3,976.79
110963	09/02/2016	MASTERS, JULIE	\$1,728.00
110964	09/02/2016	MERTZ, ABIGAIL	\$780.00
110965	09/02/2016	METUCHEN CENTER, INC.	\$3,093.30
110966	09/02/2016	MICHEL & KATHLEEN SIMARD	\$25.00
110967	09/02/2016	MICHELLE BARTON	\$25.00
110968	09/02/2016	MJF ELECTRICAL CONTRACTING, INC.	\$2,925.00
110969	09/02/2016	MYCO MECHANICAL, INC.	\$54,180.00
110970	09/02/2016	NASSP	\$4,573.75
110971	09/02/2016	NATALIA SAKHARTOVA	\$25.00
110972	09/02/2016	NATIONAL ART & SCHOOL SUPPLIES	\$99.84
110973	09/02/2016	NAZEER AHMED	\$177.91
110974	09/02/2016	NEMETSCHek VECTORWORKS., INC.	\$3,404.00
110975	09/02/2016	NIGEL STORER	\$25.00
110976	09/02/2016	OFFICE BASICS INC	\$180.60
110977	09/02/2016	OFFICE DEPOT	\$5,079.24
110978	09/02/2016	O'KEEFFE, SUSAN	\$54.43
110979	09/02/2016	OLIVIER GRIPERAY	\$25.00
110980	09/02/2016	ORKIN PEST CONTROL	\$534.34
110981	09/02/2016	PALOS SPORTS INC	\$129.24
110982	09/02/2016	PASSON` S SPORTS D/B/A	\$5,558.11
110983	09/02/2016	PECHIN, KEVIN	\$800.00
110984	09/02/2016	PERKINS/T P TRAILERS	\$45.50
110985	09/02/2016	PITSCO INC	\$1,748.59
110986	09/02/2016	PRAMOD PANDEY	\$25.00
110987	09/02/2016	PREETI DIKSHIT	\$50.00
110988	09/02/2016	PROFESSIONAL DUPLICATING, INC.	\$632.93
110989	09/02/2016	PSYCHOLOGICAL ASSESSMENT	\$264.00
110990	09/02/2016	RADU DOBRIN	\$25.00
110991	09/02/2016	RAJNEE DHAWAN	\$50.00
110992	09/02/2016	RAMNIK CHOPRA	\$25.00
110993	09/02/2016	RAWLINGS, JANE	\$0.00
110994	09/02/2016	REBECCA DOYLE	\$25.00
110995	09/02/2016	REDDING, SAMANTHA	\$1,632.00
110996	09/02/2016	REKHA SHETH	\$25.00
110997	09/02/2016	RICOH USA INC	\$3,065.87
110998	09/02/2016	RICOH USA INC	\$1,139.16
110999	09/02/2016	ROGERS MECHANICAL COMPANY	\$8,890.00
111000	09/02/2016	ROMBERGER, MARCIE & KARL	\$1,146.25
111001	09/02/2016	RYAN LONGSTRETH	\$10.95
111002	09/02/2016	S & S WORLDWIDE GAMES INC	\$427.62
111003	09/02/2016	S A N E	\$2,197.54
111004	09/02/2016	SAM ASH QUIKSHIP CORPORATION	\$499.90
111005	09/02/2016	SANJAY ATTRI	\$25.00
111006	09/02/2016	SAUL, EWING, REMICK & SAUL	\$5,166.00
111007	09/02/2016	SCHOLASTIC CLASSROOM MAGAZINES	\$2,321.56

TREDYFFRIN EASTTOWN SCHOOL DISTRICT
CHECK REGISTER
FROM 9/1/16 TO 9/30/16

Check Number	Check Date	Vendor Name	Transaction Amount
111008	09/02/2016	SCHOOL SPECIALTY, INC.	\$81.51
111009	09/02/2016	SCHOOLS IN	\$1,508.45
111010	09/02/2016	SCHUYLER BAEHMAN	\$85.85
111011	09/02/2016	SETON IDENTIFICATION PRODUCTS	\$500.82
111012	09/02/2016	SHANMUGAM SUBRAMANIYAM	\$25.00
111013	09/02/2016	SHAPIRO FIRE PROTECTION CO	\$2,560.00
111014	09/02/2016	SHELBI LINDROS	\$4,140.00
111015	09/02/2016	SHEP'S YARD INC	\$325.00
111016	09/02/2016	SHIHONG SHENG	\$25.00
111017	09/02/2016	SITARAM NELAMANGALA	\$50.00
111018	09/02/2016	SLOBOJAN MARIE	\$106.38
111019	09/02/2016	SOURAV DEBROY	\$25.00
111020	09/02/2016	SPORTSMANS	\$3,216.94
111021	09/02/2016	STEPHEN LIEDTKA	\$25.00
111022	09/02/2016	STEVE WEISS MUSIC	\$20,364.00
111023	09/02/2016	SUMANA CHAKRAVORTY	\$25.00
111024	09/02/2016	SUNIL & VEENA GAIKWAD	\$25.00
111025	09/02/2016	SUSAN & THOMAS STATHAKES	\$300.00
111026	09/02/2016	T/E MIDDLE SCHOOL	\$7,000.00
111027	09/02/2016	THE CERAMIC SHOP	\$23.68
111028	09/02/2016	THE HON COMPANY	\$2,598.96
111029	09/02/2016	THE TELEPHONE MAN	\$3,367.50
111030	09/02/2016	THOM STECHER & ASSOCIATES	\$2,000.00
111031	09/02/2016	THOMAS MCGRADY ASSOCIATES	\$4,027.50
111032	09/02/2016	TIEDE SUSAN	\$433.34
111033	09/02/2016	TONY TIAN	\$25.00
111034	09/02/2016	TRAN KIMBERLY	\$99.00
111035	09/02/2016	TREDYFFRIN TOWNSHIP	\$280.00
111036	09/02/2016	UNUM LIFE INSURANCE CO OF	\$2,022.10
111037	09/02/2016	VALLEY FORGE MIDDLE SCHOOL	\$5,300.00
111038	09/02/2016	VEERABHADRA SARMA-KUNAPULI	\$25.00
111039	09/02/2016	VIDELOCK JOYCE	\$82.00
111040	09/02/2016	VIRCO MFG CORPORATION	\$80.78
111041	09/02/2016	W B MASON COMPANY, INC	\$20,546.00
111042	09/02/2016	WABASH INSTRUMENT CORPORATION	\$60.85
111043	09/02/2016	WASTE MANAGEMENT OF PENNA	\$4,391.67
111044	09/02/2016	WATERS, DANIEL	\$93.67
111045	09/02/2016	WORLD BOOK INC	\$515.00
111046	09/02/2016	WRIGHT, ELAINE	\$99.00
111047	09/02/2016	XIN CHEN	\$25.00
111048	09/02/2016	XIYAN REN	\$25.00
111049	09/02/2016	YINGQUI LIU	\$25.00
111050	09/02/2016	ZOOM DRAIN & SEWER CLEANING	\$550.80
111051	09/09/2016	21ST CENTURY CYBER CHARTER SCHOOL	\$3,820.58
111052	09/09/2016	3B SERVICES, INC.	\$3,706.66
111053	09/09/2016	AARON SOLUTIONS COMPANY	\$2,644.00
111054	09/09/2016	ACORN WIRE AND IRON WORKS	\$9,196.38
111055	09/09/2016	ACT INSTITUTIONAL SERVICES	\$250.00
111056	09/09/2016	ADAFRUIT INDUSTRIES	\$1,148.60

TREDYFFRIN EASTTOWN SCHOOL DISTRICT
CHECK REGISTER
FROM 9/1/16 TO 9/30/16

Check Number	Check Date	Vendor Name	Transaction Amount
111057	09/09/2016	ALAN HOLTZER	\$31.95
111058	09/09/2016	ALEXANDER RIVES	\$100.00
111059	09/09/2016	AMERICAN MATH COMPETITIONS	\$426.00
111060	09/09/2016	ANDERSON, DAVID	\$1,584.00
111061	09/09/2016	ANIXTER INC	\$1,020.00
111062	09/09/2016	APPLE INC	\$17,024.00
111063	09/09/2016	ASCD	\$260.40
111064	09/09/2016	B & H PHOTO VIDEO INC	\$520.46
111065	09/09/2016	BAIRD & RUDOLPH TIRE CO INC	\$39.00
111066	09/09/2016	BARNES & NOBLE BOOKSTORES INC	\$2,079.11
111067	09/09/2016	BERWYN GLASS CO	\$2,136.51
111068	09/09/2016	BLACKBOARD	\$13,127.40
111069	09/09/2016	BLICK ART MATERIALS LLC	\$516.40
111070	09/09/2016	BRIENZA, GINA	\$352.08
111071	09/09/2016	CAMCOR, INC.	\$2,670.47
111072	09/09/2016	CAPP INC	\$60.06
111073	09/09/2016	CARLISLE LINDA	\$118.42
111074	09/09/2016	CARSON-DELLOSA PUB LLC	\$45.92
111075	09/09/2016	CCRES	\$22,424.67
111076	09/09/2016	CDW COMPUTERS CENTERS INC	\$521.22
111077	09/09/2016	CENTENNIAL SCHOOL DISTRICT	\$16.43
111078	09/09/2016	CHUCK STEINMAYER	\$36.70
111079	09/09/2016	CJ COMPLETE CLEANING SERVICE, LLC	\$10,377.05
111080	09/09/2016	CLEMENS UNIFORM	\$75.64
111081	09/09/2016	COLONIAL ELECTRIC SUPPLY CO IN	\$4,002.65
111082	09/09/2016	COLONIAL PA PLANTATION	\$600.00
111083	09/09/2016	COMCAST CABLE	\$101.33
111084	09/09/2016	CONESTOGA HIGH SCHOOL	\$50.00
111085	09/09/2016	CROSSING GUARD DEPOT	\$805.45
111086	09/09/2016	CURRICULUM ASSOCIATES INC	\$172.48
111087	09/09/2016	D & D FLOORING SPECIALIST, LLC	\$25,745.00
111088	09/09/2016	D & H DISTRIBUTING COMPANY	\$1,309.00
111089	09/09/2016	DAILEY MICHELLE	\$0.00
111090	09/09/2016	DALEY + JALBOOT ARCHITECTS, INC.	\$6,392.00
111091	09/09/2016	DAVID BEM	\$130.35
111092	09/09/2016	DAVID MILBERG	\$39.20
111093	09/09/2016	DEBU ALICE	\$840.24
111094	09/09/2016	DECKMAN ELECTRIC INC	\$273.93
111095	09/09/2016	DEGLER WHITING INC	\$1,338.00
111096	09/09/2016	DELL MARKETING LP	\$827.80
111097	09/09/2016	DEMCO INC	\$273.60
111098	09/09/2016	DIAMOND ROCK LLC	\$9,917.50
111099	09/09/2016	DUFF SUPPLY COMPANY	\$7,015.65
111100	09/09/2016	EDMENTUM, INC.	\$7,638.00
111101	09/09/2016	EPLUS TECHNOLOGY OF PA, INC	\$1,281.55
111102	09/09/2016	FOLLETT SCHOOL SOLUTIONS, INC.	\$25.62
111103	09/09/2016	FOX ROTHCHILD, LLP	\$1,617.00
111104	09/09/2016	FRED BEANS FORD	\$26,372.32
111105	09/09/2016	FRED BEANS FORD	\$59,426.55

TREDYFFRIN EASTTOWN SCHOOL DISTRICT
CHECK REGISTER
FROM 9/1/16 TO 9/30/16

Check Number	Check Date	Vendor Name	Transaction Amount
111106	09/09/2016	GE MONEY BANK/AMAZON	\$1,138.04
111107	09/09/2016	GENERAL BINDING CORP	\$2,835.32
111108	09/09/2016	GLOBAL DATA CONSULTANTS, LLC	\$13,350.00
111109	09/09/2016	GOPHER SPORT	\$266.45
111110	09/09/2016	GREGORY, SUSAN	\$726.41
111111	09/09/2016	HETTI PRIOR	\$50.00
111112	09/09/2016	HILLYARD - DELAWARE VALLEY	\$3,239.21
111113	09/09/2016	IMMACULATA UNIVERSITY	\$2,700.00
111114	09/09/2016	SUPPLYWORKS	\$61.20
111115	09/09/2016	JAMES DOORCHECK INC	\$55.98
111116	09/09/2016	JOHNSON, REBECCA	\$1,128.00
111117	09/09/2016	JOHNSTONE SUPPLY OF DOWNINGTOWN	\$244.41
111118	09/09/2016	JONES SCHOOL SUPPLY CO INC	\$364.88
111119	09/09/2016	JUAN TRUJILLO	\$3,864.35
111120	09/09/2016	KEYSTONE PROTECTION INDUSTRIES	\$817.00
111121	09/09/2016	KNOX STEPHANIE	\$1,584.00
111122	09/09/2016	KOMAL KAPADIA	\$25.00
111123	09/09/2016	KURTZ BROS	\$909.58
111124	09/09/2016	LAKESHORE LEARNING MATERIALS	\$217.07
111125	09/09/2016	MACK SERVICE GROUP	\$2,432.74
111126	09/09/2016	MALLINATH VANGALA	\$90.45
111127	09/09/2016	MATTHEWS PAOLI FORD	\$118.21
111128	09/09/2016	MCCAIN, JORDAN	\$295.00
111129	09/09/2016	MR & MRS GEORGE MAJOR	\$76,030.00
111130	09/09/2016	MR AND MRS MICHAEL BAUMGARDNER	\$25,826.64
111131	09/09/2016	NASCO	\$258.73
111132	09/09/2016	NAVIN RANA	\$25.00
111133	09/09/2016	OFFICE BASICS INC	\$85.00
111134	09/09/2016	OFFICE DEPOT	\$367.59
111135	09/09/2016	ORIENTAL TRADING COMPANY INC	\$459.81
111136	09/09/2016	PAPER MART INC	\$157.60
111137	09/09/2016	PATRIOT PEST SOLUTIONS	\$570.00
111138	09/09/2016	PCS REVENUE CONTROL SYSTEMS, INC.	\$3,039.00
111139	09/09/2016	PEARSON EDUCATION	\$5,305.29
111140	09/09/2016	PENSPRA	\$95.00
111141	09/09/2016	PERKINS/T P TRAILERS	\$65.92
111142	09/09/2016	PMEA EXECUTIVE OFFICE	\$134.00
111143	09/09/2016	PROFESSIONAL DUPLICATING, INC.	\$294.33
111144	09/09/2016	PROSHRED SECURITY	\$35.00
111145	09/09/2016	PRO-TUFF DECALS	\$633.48
111146	09/09/2016	PYRAMID SCHOOL PRODUCTS	\$1,351.45
111147	09/09/2016	QUILL CORPORATION	\$37.89
111148	09/09/2016	REALLY GOOD STUFF INC	\$400.56
111149	09/09/2016	PSBA INSURANCE TRUST	\$13,715.66
111150	09/09/2016	RENAISSANCE ACADEMY CHARTER SCHOOL	\$3,751.32
111151	09/09/2016	RIO GRANDE	\$186.29
111152	09/09/2016	ROTHWELL DOCUMENTS SOLUTIONS INC	\$82.50
111153	09/09/2016	S A N E	\$131.70
111154	09/09/2016	S D I C	\$61.54

TREDYFFRIN EASTTOWN SCHOOL DISTRICT
CHECK REGISTER
FROM 9/1/16 TO 9/30/16

Check Number	Check Date	Vendor Name	Transaction Amount
111155	09/09/2016	SCHOLASTIC CLASSROOM MAGAZINES	\$822.80
111156	09/09/2016	SCHOLASTIC INC	\$180.94
111157	09/09/2016	SCHOOL SPECIALTY, INC.	\$383.63
111158	09/09/2016	SCHOOL SPECIALTY, INC.	\$69.72
111159	09/09/2016	SCHOOL SPECIALTY, INC.	\$1,335.04
111160	09/09/2016	SCULLY WELDING SUPPLY CORP	\$112.00
111161	09/09/2016	SIMPLEX GRINNELL	\$1,136.08
111162	09/09/2016	SPOK, INC.	\$68.78
111163	09/09/2016	STANDARD STATIONERY SUPPLY CO	\$111.43
111164	09/09/2016	SUPER DUPER PUBLICATIONS	\$253.25
111165	09/09/2016	TEACHERS DISCOVERY	\$104.10
111166	09/09/2016	TREDYFFRIN TOWNSHIP	\$2,880.00
111167	09/09/2016	TREND ENTERPRISES INC	\$55.64
111168	09/09/2016	U.S. SCHOOL SUPPLY, INC.	\$85.65
111169	09/09/2016	UNITED PARCEL SERVICE	\$86.68
111170	09/09/2016	UNITED REFRIGERATION INC	\$215.12
111171	09/09/2016	VALLEY FORGE SECURITY CENTER	\$179.80
111172	09/09/2016	VECTOR SECURITY	\$325.00
111173	09/09/2016	VERNIER SOFTWARE	\$683.77
111174	09/09/2016	VIRCO MFG CORPORATION	\$13,834.25
111175	09/09/2016	W B MASON COMPANY, INC	\$157.00
111176	09/09/2016	W W GRAINGER'S INC	\$3,184.73
111177	09/09/2016	WAWA INC	\$3,701.88
111178	09/09/2016	WEST CHESTER UNIVERSITY	\$300.00
111179	09/09/2016	WEST MUSIC COMPANY	\$224.07
111180	09/09/2016	WM LAMPTRACKER, INC	\$1,299.35
111181	09/09/2016	WORTHINGTON DIRECT	\$436.06
111182	09/16/2016	BENEFIT ALLOCATION SYSTEMS	\$8,591.15
111183	09/16/2016	BENEFIT ALLOCATION SYSTEMS	\$12,172.21
111184	09/16/2016	FLITE	\$78.00
111185	09/16/2016	KEYSTONE CREDIT UNION	\$5,912.00
111186	09/16/2016	T.E.E.A.	\$29,295.96
111187	09/16/2016	T.E.E.A.-P.A.C.E.	\$428.20
111188	09/16/2016	T.E.N.I.G.	\$2,334.65
111189	09/16/2016	TUITION ACCOUNT PROGRAM	\$25.00
111190	09/16/2016	AAAS	\$125.00
111191	09/16/2016	AJM ELECTRIC INC	\$5,310.00
111192	09/16/2016	AKC MECHANICAL, LLC	\$12,774.00
111193	09/16/2016	ALEDA DELONE	\$220.00
111194	09/16/2016	APPLE INC	\$9,288.00
111195	09/16/2016	AQUA PENNSYLVANIA, INC.	\$7,712.10
111196	09/16/2016	ARTEL VIDEO SYSTEMS	\$500.00
111197	09/16/2016	AUSTILL'S REHABILITATION SERVICES	\$16,260.26
111198	09/16/2016	B & H PHOTO VIDEO INC	\$72.81
111199	09/16/2016	BARNES & NOBLE BOOKSTORES INC	\$347.56
111200	09/16/2016	BAYUS, STEPHEN	\$1,652.10
111201	09/16/2016	BENEFIT ALLOCATION SYSTEMS INC	\$1,169.37
111202	09/16/2016	BERWYN GLASS CO	\$350.00
111203	09/16/2016	BERWYN NEWS AGENCY	\$5,088.00

TREDYFFRIN EASTTOWN SCHOOL DISTRICT
CHECK REGISTER
FROM 9/1/16 TO 9/30/16

Check Number	Check Date	Vendor Name	Transaction Amount
111204	09/16/2016	BO ZHENG	\$1,087.74
111205	09/16/2016	BRIDGES TRANSITIONS CO.	\$743.00
111206	09/16/2016	BUCKS COUNTY IU #22	\$24,547.89
111207	09/16/2016	CAMCOR, INC.	\$189.00
111208	09/16/2016	CDW COMPUTERS CENTERS INC	\$1,131.04
111209	09/16/2016	CHESTER COUNTY I U	\$4,000.00
111210	09/16/2016	CHESTER COUNTY TAX CLAIM BUREAU	\$5,324.70
111211	09/16/2016	COLLEGE BOARD PUBLICATIONS	\$118.99
111212	09/16/2016	COLUMBUS CONSTRUCTION, LLC	\$81,477.00
111213	09/16/2016	CONESTOGA HIGH SCHOOL	\$150.00
111214	09/16/2016	CRITICARE HOME HEALTH & NURSING	\$9,361.25
111215	09/16/2016	CROWN TROPHY	\$36.00
111216	09/16/2016	DAILEY MICHELLE	\$1,500.00
111217	09/16/2016	DALEY + JALBOOT ARCHITECTS, INC.	\$38,677.01
111218	09/16/2016	DAVEY, JUSTIN	\$1,584.00
111219	09/16/2016	DELL MARKETING LP	\$974.09
111220	09/16/2016	DELTA-T GROUP	\$21,128.20
111221	09/16/2016	DEVEREUX	\$3,150.00
111222	09/16/2016	DISCOUNT SCHOOL SUPPLY	\$585.97
111223	09/16/2016	DONALD E REISINGER INC	\$168,320.85
111224	09/16/2016	ELECTRICAL MOTOR REPAIR CO	\$4,779.73
111225	09/16/2016	EPS/SCHOOL SPECIALTY LITERACY & INT	\$120.00
111226	09/16/2016	FEESER FOODS	\$29,691.21
111227	09/16/2016	FOLLETT SCHOOL SOLUTIONS, INC.	\$194.90
111228	09/16/2016	FRANKLIN CLEANING EQUIP. & SUPPLY	\$10,076.05
111229	09/16/2016	MR. FRED FOX	\$0.00
111230	09/16/2016	GAVIN ROBINSON	\$2,354.06
111231	09/16/2016	GEORGE KRAPF & SONS INC	\$317,758.33
111232	09/16/2016	GLOBAL DATA CONSULTANTS, LLC	\$2,060.00
111233	09/16/2016	HAUZE, ELLEN	\$660.00
111234	09/16/2016	INTERSTATE MAINTENANCE CORP	\$5,242.23
111235	09/16/2016	IXL LEARNING, INC.	\$349.00
111236	09/16/2016	J M YOUNG & SONS	\$1,596.23
111237	09/16/2016	J W PEPPER & SON INC	\$1,793.83
111238	09/16/2016	J. MARGERISON LANDSCAPING, INC.	\$2,300.00
111239	09/16/2016	JACK & JILL ICE CREAM	\$771.31
111240	09/16/2016	JAMES DOORCHECK INC	\$655.38
111241	09/16/2016	JIN WOU	\$25.00
111242	09/16/2016	JOHNSON CONTROLS INC	\$865.02
111243	09/16/2016	JUNIOR LIBRARY GUILD	\$6,979.20
111244	09/16/2016	JUSTIN GEIB	\$4,052.06
111245	09/16/2016	KATHLEEN & EDWARD CRENNY	\$2,680.86
111246	09/16/2016	KURTZ BROS	\$95.00
111247	09/16/2016	L.J. PAOLELLA CONSTRUCTION, INC.	\$113,724.68
111248	09/16/2016	LAKESHORE LEARNING MATERIALS	\$407.36
111249	09/16/2016	LAKESIDE EDUCATIONAL NETWORK	\$498.75
111250	09/16/2016	LEARNING A-Z	\$389.86
111251	09/16/2016	LIBRARY STORE INC	\$509.80
111252	09/16/2016	LIEB INSPECTION & TESTING, INC	\$298.00

TREDYFFRIN EASTTOWN SCHOOL DISTRICT
CHECK REGISTER
FROM 9/1/16 TO 9/30/16

Check Number	Check Date	Vendor Name	Transaction Amount
111253	09/16/2016	MAC FLOORING LLC	\$4,900.00
111254	09/16/2016	MALLINATH VANGALA	\$100.00
111255	09/16/2016	MARSHALL CAVENDISH CORPORATION	\$559.13
111256	09/16/2016	MATTHEWS PAOLI FORD	\$914.75
111257	09/16/2016	MCGRAW-HILL SCHOOL EDU HOLDINGS LLC	\$6,135.54
111258	09/16/2016	MELMARK INC	\$31,080.00
111259	09/16/2016	MICKEY'S WHOLESALE PIZZA	\$1,448.00
111260	09/16/2016	MJF ELECTRICAL CONTRACTING, INC.	\$2,475.00
111261	09/16/2016	MORABITO BAKING COMPANY	\$811.80
111262	09/16/2016	MS. KIM GIBNEY	\$6,600.00
111263	09/16/2016	MUSIC & ARTS CENTER	\$351.30
111264	09/16/2016	NCS PEARSON, INC.	\$440.96
111265	09/16/2016	NETOP	\$300.00
111267	09/16/2016	OFFICE DEPOT	\$13,491.58
111268	09/16/2016	PA DEPT OF LABOR & INDUSTRY - B	\$176.00
111269	09/16/2016	PA DEPT OF LABOR & INDUSTRY - E	\$324.00
111270	09/16/2016	PALMER, RYAN	\$2,047.20
111271	09/16/2016	PASSON`S SPORTS D/B/A	\$359.46
111272	09/16/2016	PCA INDUSTRIAL & PAPER SUPPLIE	\$170.30
111273	09/16/2016	PEARSON EDUCATION	\$10,289.06
111274	09/16/2016	PEMCO	\$293.29
111275	09/16/2016	PENNA ASSOC OF SCH BUS OFF	\$780.00
111276	09/16/2016	PERSONAL HEALTH CARE INC	\$315.00
111277	09/16/2016	PHILADELPHIA WAREHS & COLD STR	\$164.00
111278	09/16/2016	PHILIPS BROTHERS ELECTRICAL	\$222,412.05
111279	09/16/2016	PITNEY BOWES GLOBAL FINANCIAL SERV.	\$1,657.77
111280	09/16/2016	PROFESSIONAL DUPLICATING, INC.	\$5,239.74
111281	09/16/2016	PROGRESS PUBLICATIONS INC	\$491.40
111282	09/16/2016	RALPH GIFFORD	\$33.25
111283	09/16/2016	REALLY GOOD STUFF INC	\$872.54
111284	09/16/2016	RICHARD PURKISS	\$0.00
111285	09/16/2016	RICKEL KRISTI	\$29.38
111286	09/16/2016	RICOH USA INC	\$2,575.65
111287	09/16/2016	ROGERS MECHANICAL COMPANY	\$25,771.50
111288	09/16/2016	RONALD HAYEN	\$5,330.08
111289	09/16/2016	SAFETY SOLUTIONS INC	\$70.05
111290	09/16/2016	SAM ASH QUIKSHIP CORPORATION	\$39.92
111291	09/16/2016	SCHOOL HEALTH CORP	\$612.99
111292	09/16/2016	SCHOOL SPECIALTY, INC.	\$29.39
111293	09/16/2016	SCHOOL SPECIALTY, INC.	\$1,098.80
111294	09/16/2016	SHELBI LINDROS	\$4,140.00
111295	09/16/2016	SINGER EQUIPMENT COMPANY INC	\$23,903.35
111296	09/16/2016	SMITH MEDICAL PARTNERS, LLC	\$600.00
111297	09/16/2016	SMONDROWSKI MATTHEW	\$22.25
111298	09/16/2016	SPHERO	\$899.94
111299	09/16/2016	SPORTSMANS	\$4,638.00
111300	09/16/2016	STAFFING PLUS INC	\$1,470.76
111301	09/16/2016	STEGNER, KIM	\$1,128.00
111302	09/16/2016	STERENCZAK, MELINDA	\$1,128.00

TREDYFFRIN EASTTOWN SCHOOL DISTRICT
CHECK REGISTER
FROM 9/1/16 TO 9/30/16

Check Number	Check Date	Vendor Name	Transaction Amount
111303	09/16/2016	SUPER TEACHER WORKSHEETS	\$19.95
111304	09/16/2016	SWEET STEVENS KATZ & WILLIAM LLP	\$1,170.00
111305	09/16/2016	TEACHER DIRECT	\$79.94
111306	09/16/2016	TERRAPIN	\$374.85
111307	09/16/2016	THE CENTER ON CENTRAL	\$4,800.00
111308	09/16/2016	THE HARDWARE CENTER INC	\$471.09
111309	09/16/2016	THE SHERWIN-WILLIAMS COMPANY	\$1,095.71
111310	09/16/2016	THE SNUGG	\$389.87
111311	09/16/2016	THOMAS MCGRADY ASSOCIATES	\$3,375.00
111312	09/16/2016	TIME FOR KIDS	\$1,123.60
111313	09/16/2016	TIMOTHY SCHOOL	\$30,817.20
111314	09/16/2016	TOTAL RENTAL, D/B/A	\$461.87
111315	09/16/2016	TREASURER OF CHESTER COUNTY	\$1,800.00
111316	09/16/2016	TRIANGLE COMMUNICATIONS, INC.	\$9,000.00
111317	09/16/2016	TRIARCO ARTS & CRAFTS, LLC	\$79.55
111318	09/16/2016	TRI-M	\$841.63
111319	09/16/2016	TRI-STATE TILE RESTORATION, INC	\$3,250.00
111320	09/16/2016	TURTLE CREEK GOLF CLUB	\$240.00
111321	09/16/2016	U S FOODSERVICE INC	\$25,881.04
111322	09/16/2016	U S POSTAL SERVICE	\$215.00
111323	09/16/2016	VANGUARD SCHOOL	\$64,894.63
111324	09/16/2016	VARIETY CLUB CAMP & DEVELOP	\$1,200.00
111325	09/16/2016	VOYAGER/SOPRIS	\$109.00
111326	09/16/2016	W B MASON COMPANY, INC	\$3,914.26
111327	09/16/2016	WASTE MANAGEMENT OF PENNA	\$2,304.84
111328	09/16/2016	WEX BANK	\$13,176.79
111329	09/16/2016	WILLIS OF PENNSYLVANIA, INC.	\$345.00
111330	09/16/2016	WILSON LANGUAGE TRAINING CORP.	\$64.80
111331	09/16/2016	WINDSTREAM HOLDINGS, INC.	\$1,795.98
111332	09/16/2016	WINDSTREAM HOLDINGS, INC.	\$1,226.10
111333	09/16/2016	WONDER WORKSHOP, INC.	\$1,449.00
111334	09/16/2016	WOODS SERVICES, INC.	\$4,952.40
111335	09/16/2016	WYATT ELEVATOR COMPANY	\$2,311.00
111336	09/23/2016	AARON SOLUTIONS COMPANY	\$1,589.00
111337	09/23/2016	ABINGTON SCHOOL DISTRICT	\$12,000.00
111338	09/23/2016	ALUMINUM ATHLETIC EQUIP CO	\$3,820.00
111339	09/23/2016	ANDREA LYON	\$1,870.00
111340	09/23/2016	ANTI-DEFAMATION LEAGUE	\$4,000.00
111341	09/23/2016	APPLE INC	\$22,440.00
111342	09/23/2016	ARTHUR J & ROBERT F BLUMENTHAL	\$3,596.70
111343	09/23/2016	ASCD	\$329.80
111344	09/23/2016	BARNES & NOBLE BOOKSTORES INC	\$1,760.95
111345	09/23/2016	BAROT MITALI	\$194.89
111346	09/23/2016	BLICK ART MATERIALS LLC	\$1,044.39
111347	09/23/2016	BURNS KAREN	\$112.88
111348	09/23/2016	BYRD-MCFADDEN MARKEESE	\$194.61
111349	09/23/2016	C & M REFRIGERATION	\$2,096.55
111350	09/23/2016	CARLISLE LINDA	\$146.70
111351	09/23/2016	CAROLINA BIOLOGICAL SUPPLY CO	\$1,183.16

TREDYFFRIN EASTTOWN SCHOOL DISTRICT
CHECK REGISTER
FROM 9/1/16 TO 9/30/16

Check Number	Check Date	Vendor Name	Transaction Amount
111352	09/23/2016	CARSON-DELLOSA PUB LLC	\$69.28
111353	09/23/2016	CDW COMPUTERS CENTERS INC	\$2,180.02
111354	09/23/2016	CHESTER COUNTY I U	\$198,252.57
111355	09/23/2016	CIOCCO, ALICE (PETTY CASH)	\$858.38
111356	09/23/2016	CITIZENS ONE HOME LOANS	\$4,693.20
111357	09/23/2016	CLEMENS UNIFORM	\$430.28
111358	09/23/2016	COLONIAL PA PLANTATION	\$315.00
111359	09/23/2016	CONESTOGA HIGH SCHOOL	\$550.00
111360	09/23/2016	COYLE LYNCH & CO	\$2,500.00
111361	09/23/2016	CRISIS PREVENTION INSTITUTE, INC	\$1,589.00
111362	09/23/2016	CROSSING GUARD DEPOT	\$490.00
111363	09/23/2016	CROWN TROPHY	\$195.00
111364	09/23/2016	CRUZ, MICHAEL	\$392.00
111365	09/23/2016	D & H DISTRIBUTING COMPANY	\$871.49
111366	09/23/2016	DAILY LOCAL NEWS	\$118.85
111367	09/23/2016	DELL FINANCIAL SERVICES, LLC	\$145,050.51
111368	09/23/2016	DEMCO INC	\$332.13
111369	09/23/2016	DEMMING, STEPHANIE	\$185.54
111370	09/23/2016	DIAMOND ROCK LLC	\$350.00
111371	09/23/2016	DOBI ENTERPRISES, INC	\$303.12
111372	09/23/2016	DRITAN & MIMOZA BRAHIMI	\$1,625.57
111373	09/23/2016	EBSCO SUBSCRIPTION SERVICES	\$854.13
111374	09/23/2016	ELMER SCHULTZ SERVICES INC	\$3,424.40
111375	09/23/2016	ERIC ARMIN, INC	\$1,080.12
111376	09/23/2016	FOLLETT SCHOOL SOLUTIONS, INC.	\$3,140.14
111377	09/23/2016	FOX ROTHCHILD, LLP	\$931.00
111378	09/23/2016	FRANKLIN CLEANING EQUIP. & SUPPLY	\$1,994.10
111379	09/23/2016	GFOA	\$700.00
111380	09/23/2016	GLOBAL DATA CONSULTANTS, LLC	\$385.00
111381	09/23/2016	GOPHER SPORT	\$179.90
111382	09/23/2016	GREAT SOURCE	\$699.22
111383	09/23/2016	GREG SEEDOR	\$38.05
111384	09/23/2016	GYZA, CHRISTINE M.	\$780.00
111385	09/23/2016	HEALTH MATS CO	\$1,012.42
111386	09/23/2016	HEINEMANN	\$67.00
111387	09/23/2016	HMH SUPPLEMENTAL	\$48,925.22
111388	09/23/2016	HOBART CORP	\$252.25
111389	09/23/2016	HOUGHTON MIFFLIN HARCOURT PBLSHNG	\$4,391.80
111390	09/23/2016	HOUGHTON MIFFLIN COMPANY	\$3,913.18
111391	09/23/2016	HOUGHTON, MICHELE	\$1,128.00
111392	09/23/2016	IMMACULATA UNIVERSITY	\$90.00
111393	09/23/2016	INTERSTATE MAINTENANCE CORP	\$1,556.80
111394	09/23/2016	J W PEPPER & SON INC	\$238.99
111395	09/23/2016	JJM REALTY ASSOCIATES LLC	\$109.42
111396	09/23/2016	JJM REALTY ASSOCIATES LLC	\$128.81
111397	09/23/2016	JONES, JOHN	\$300.00
111398	09/23/2016	KELLY` S SPORTS LTD	\$16,507.50
111399	09/23/2016	KURTZ BROS	\$1,792.49
111400	09/23/2016	LAKESHORE LEARNING MATERIALS	\$156.75

TREDYFFRIN EASTTOWN SCHOOL DISTRICT
CHECK REGISTER
FROM 9/1/16 TO 9/30/16

Check Number	Check Date	Vendor Name	Transaction Amount
111401	09/23/2016	M & M LANDSCAPING, LLC	\$14,909.05
111402	09/23/2016	MAGGIO LAURA	\$385.95
111403	09/23/2016	MAIN LINE MEDIA NEWS	\$40.45
111404	09/23/2016	MAKERBOT	\$4,053.18
111405	09/23/2016	MARCHESANI, CONSTANCE	\$194.61
111406	09/23/2016	MARSHALL CAVENDISH CORPORATION	\$3,500.00
111407	09/23/2016	MCDUGAL LITTELL & COMPANY	\$7,398.52
111408	09/23/2016	MIDWEST TECHNOLOGY PRODS & SER	\$223.72
111409	09/23/2016	MOD SPACE	\$535.75
111410	09/23/2016	MR AND MRS JEFF BROWN	\$3,700.00
111411	09/23/2016	MR. AND MRS. THEODORE KARAS	\$33,425.00
111412	09/23/2016	NAPA PARTS SERVICE COMPANY	\$119.78
111413	09/23/2016	NAT` L TICKET COMPANY	\$439.79
111414	09/23/2016	NATION, CHRISTOPHER	\$1,464.00
111415	09/23/2016	OFFICE DEPOT	\$10,194.19
111416	09/23/2016	ORIENTAL TRADING COMPANY INC	\$441.84
111417	09/23/2016	OXFORD UNIVERSITY PRESS USA	\$89.63
111418	09/23/2016	PAC INDUSTRIES INC	\$405.26
111419	09/23/2016	PASSON` S SPORTS D/B/A	\$443.30
111420	09/23/2016	PAUL PEZZOTTI	\$4,061.84
111421	09/23/2016	PCA INDUSTRIAL & PAPER SUPPLIE	\$1,158.40
111422	09/23/2016	PEARSON EDUCATION	\$15,382.13
111423	09/23/2016	PERFECTION LEARNING CORP	\$850.79
111424	09/23/2016	PERRY GINGER	\$213.17
111425	09/23/2016	PIONEER MANUFACTURING COMPANY	\$1,509.00
111426	09/23/2016	PROASYS	\$1,725.00
111427	09/23/2016	PROFESSIONAL DUPLICATING, INC.	\$250.78
111428	09/23/2016	PYRAMID SCHOOL PRODUCTS	\$651.39
111429	09/23/2016	RECONSTRUCTIVE ORTHOPEDIC	\$46,354.00
111430	09/23/2016	RICOH USA INC	\$3,829.72
111431	09/23/2016	RICOH USA INC	\$990.81
111432	09/23/2016	ROY, NICOLE	\$2,062.60
111433	09/23/2016	SCHOLASTIC CLASSROOM MAGAZINES	\$152.63
111434	09/23/2016	SCHOOL HEALTH CORP	\$7,951.28
111435	09/23/2016	SCHOOL SPECIALTY, INC.	\$314.08
111436	09/23/2016	SCHOOL SPECIALTY, INC.	\$1,199.61
111437	09/23/2016	SCHOOL SPECIALTY, INC.	\$61.04
111438	09/23/2016	SETON IDENTIFICATION PRODUCTS	\$1,544.45
111439	09/23/2016	SIMPLEX GRINNELL	\$1,331.24
111440	09/23/2016	SITEONE LANDSCAPE SUPPLY, LLC	\$381.00
111441	09/23/2016	SNA	\$155.00
111442	09/23/2016	STARLITE PRODUCTION	\$1,486.21
111443	09/23/2016	STOKES, DION	\$194.61
111444	09/23/2016	TERRAPIN	\$254.90
111445	09/23/2016	THE SNUGG	\$1,319.46
111446	09/23/2016	THERAPRO	\$94.90
111447	09/23/2016	THERAPY SHOPPE INC	\$532.81
111448	09/23/2016	THINK SOCIAL PUBLISHING, INC	\$416.34
111449	09/23/2016	TOWN SUPPLY CO INC	\$1,334.74

TREDYFFRIN EASTTOWN SCHOOL DISTRICT
CHECK REGISTER
FROM 9/1/16 TO 9/30/16

Check Number	Check Date	Vendor Name	Transaction Amount
111450	09/23/2016	TRIUMPH LEARNING	\$207.21
111451	09/23/2016	TURTLE CREEK GOLF CLUB	\$352.00
111452	09/23/2016	UNITED PARCEL SERVICE	\$50.00
111453	09/23/2016	VERNIER SOFTWARE	\$183.26
111454	09/23/2016	VIVIANI, TREVOR	\$1,500.00
111455	09/23/2016	W B MASON COMPANY, INC	\$14,040.26
111456	09/23/2016	WASTE MANAGEMENT OF PENNA	\$1,270.20
111457	09/23/2016	WAWA INC	\$2,383.00
111458	09/23/2016	WILLIAM H FRITZ INC	\$106.22
111459	09/23/2016	WM LAMPTRACKER, INC	\$999.50
111460	09/23/2016	WVBC CONDOMINIUM ASSN., INC.	\$5,441.94
111461	09/23/2016	WYATT ELEVATOR COMPANY	\$440.00
111462	09/28/2016	MR. FRED FOX	\$99,591.62
111463	09/30/2016	BENEFIT ALLOCATION SYSTEMS	\$8,674.49
111464	09/30/2016	BENEFIT ALLOCATION SYSTEMS	\$12,172.21
111465	09/30/2016	FLITE	\$78.00
111466	09/30/2016	KEYSTONE CREDIT UNION	\$5,912.00
111467	09/30/2016	T.E.E.A.	\$29,491.65
111468	09/30/2016	T.E.E.A.-P.A.C.E.	\$428.20
111469	09/30/2016	T.E.N.I.G.	\$2,334.65
111470	09/30/2016	TUITION ACCOUNT PROGRAM	\$25.00
111471	09/30/2016	AARON SOLUTIONS COMPANY	\$1,211.00
111472	09/30/2016	ALL AMERICAN/RIDDELL	\$320.00
111473	09/30/2016	ALVAH M SQUIBB CO INC	\$55.30
111474	09/30/2016	AMMAR QUBAIN & RITA DABEET	\$7,900.00
111475	09/30/2016	AMPRO SPORTS	\$159.00
111476	09/30/2016	APPERSON	\$182.25
111477	09/30/2016	APPLE INC	\$1,032.00
111478	09/30/2016	ARNETTA L. REMBERT	\$327.81
111479	09/30/2016	B & H PHOTO VIDEO INC	\$1,506.04
111480	09/30/2016	BARNES & NOBLE BOOKSTORES INC	\$703.70
111481	09/30/2016	BELL, BEVERLY	\$425.00
111482	09/30/2016	BENJAMIN/ROBERTS LTD	\$7,296.07
111483	09/30/2016	BFI WASTE SERVICES OF PA, LLC	\$1,045.38
111484	09/30/2016	BLICK ART MATERIALS LLC	\$1,058.00
111485	09/30/2016	CALICO INDUSTRIES INC	\$1,263.00
111486	09/30/2016	CAMCOR, INC.	\$15,456.10
111487	09/30/2016	CARLISLE LINDA	\$149.66
111488	09/30/2016	CCRES	\$8,813.61
111489	09/30/2016	CDW COMPUTERS CENTERS INC	\$7,445.55
111490	09/30/2016	CEREBELLUM CORPORATION	\$537.39
111491	09/30/2016	CHESTER COUNTY I U	\$678,185.02
111492	09/30/2016	CLEMENS UNIFORM	\$50.86
111493	09/30/2016	COLONIAL ELECTRIC SUPPLY CO IN	\$3,037.22
111494	09/30/2016	COMCAST CABLE	\$25.36
111495	09/30/2016	DAVIS, CORINNE	\$1,500.00
111496	09/30/2016	DELAWARE COUNTY I U	\$4,860.00
111497	09/30/2016	DEMCO INC	\$631.98
111498	09/30/2016	DESIGN FOR CHANGE USA	\$700.00

TREDYFFRIN EASTTOWN SCHOOL DISTRICT
CHECK REGISTER
FROM 9/1/16 TO 9/30/16

Check Number	Check Date	Vendor Name	Transaction Amount
111499	09/30/2016	DOYLE WINDOW TINTING	\$150.00
111500	09/30/2016	EASTTOWN TOWNSHIP POLICE DEPARTMENT	\$402.75
111501	09/30/2016	EDMENTUM, INC.	\$3,489.00
111502	09/30/2016	EDULOG	\$608.00
111503	09/30/2016	ELECTRICAL MOTOR REPAIR CO	\$250.00
111504	09/30/2016	ELLEN SMITH	\$2,365.00
111505	09/30/2016	ELWYN, INC.	\$13,406.20
111506	09/30/2016	EPLUS TECHNOLOGY OF PA, INC	\$11,238.90
111507	09/30/2016	FRANKLIN CLEANING EQUIP. & SUPPLY	\$1,796.97
111508	09/30/2016	GE MONEY BANK/AMAZON	\$136.76
111509	09/30/2016	GENERAL SUPPLY COMPANY	\$19,320.00
111510	09/30/2016	GEORGE CROTHERS MEMORIAL SCHOOL	\$8,218.00
111511	09/30/2016	GEORGE KRAPP & SONS INC	\$93,369.64
111512	09/30/2016	GLOUCESTER SURVEYING SUPPLIES, LLC	\$436.00
111513	09/30/2016	SCHOLASTIC LIBRARY PUBLISHING	\$179.26
111514	09/30/2016	HEALTH MATS CO	\$1,482.63
111515	09/30/2016	HEINEMANN	\$200.75
111516	09/30/2016	HILLYARD - DELAWARE VALLEY	\$511.67
111517	09/30/2016	HMH SUPPLEMENTAL	\$4,337.25
111518	09/30/2016	HOME DEPOT	\$2,434.50
111519	09/30/2016	HON COMPANY	\$5,350.38
111520	09/30/2016	IMMIX TECHNOLOGY, INC.	\$24,070.65
111521	09/30/2016	SUPPLYWORKS	\$6,676.81
111522	09/30/2016	INTERSTATE MAINTENANCE CORP	\$2,802.24
111523	09/30/2016	J W PEPPER & SON INC	\$1,629.92
111524	09/30/2016	JIM ASHTON	\$27.10
111525	09/30/2016	JOHNSON CONTROLS INC	\$9,606.51
111526	09/30/2016	JOHNSTONE SUPPLY OF DOWNINGTOWN	\$40.29
111527	09/30/2016	KATHLEEN & EDWARD CRENNY	\$858.62
111528	09/30/2016	KELLY`S SPORTS LTD	\$888.00
111529	09/30/2016	KURTZ BROS	\$169.08
111530	09/30/2016	LINDENMEYR MUNROE	\$1,202.80
111531	09/30/2016	MARKERTEK VIDEO SUPPLY	\$427.99
111532	09/30/2016	MARQUIS, ELLEN & ROBERT	\$23,150.00
111533	09/30/2016	MATTHEWS PAOLI FORD	\$57.62
111534	09/30/2016	MELMARK INC	\$31,080.00
111535	09/30/2016	MOVIE LICENSING USA	\$469.00
111536	09/30/2016	MR EL KASSMI & MS. JANE RAWLINGS	\$830.00
111537	09/30/2016	MR. AND MRS. YORAM SNIR	\$700.00
111538	09/30/2016	MUSIC & ARTS CENTER	\$225.92
111539	09/30/2016	N E C CORPORATION OF AMERICA	\$970.00
111540	09/30/2016	NAPA PARTS SERVICE COMPANY	\$238.04
111541	09/30/2016	NASCO	\$107.84
111542	09/30/2016	O'DONNELL DARLENE	\$1,680.00
111543	09/30/2016	OFFICE DEPOT	\$4,639.76
111544	09/30/2016	ORKIN PEST CONTROL	\$329.01
111545	09/30/2016	PAC INDUSTRIES INC	\$345.33
111546	09/30/2016	PASSON`S SPORTS D/B/A	\$249.27
111547	09/30/2016	PECO ENERGY COMPANY	\$114,961.30

TREDYFFRIN EASTTOWN SCHOOL DISTRICT
CHECK REGISTER
FROM 9/1/16 TO 9/30/16

Check Number	Check Date	Vendor Name	Transaction Amount
111548	09/30/2016	PEMCO	\$688.46
111549	09/30/2016	PERFECTION LEARNING CORP	\$2.75
111550	09/30/2016	PERSONAL HEALTH CARE INC	\$3,948.00
111551	09/30/2016	MATT SMONDROWSKI - PETTY CASH	\$328.25
111552	09/30/2016	STEVE CUTCHER - PETTY CASH	\$728.36
111553	09/30/2016	PITNEY BOWES GLOBAL FINANCIAL SERV.	\$6,655.05
111554	09/30/2016	PREMIER SCHOOL AGENDAS	\$693.00
111555	09/30/2016	PROFESSIONAL DUPLICATING, INC.	\$86.10
111556	09/30/2016	PROSHRED SECURITY	\$125.00
111557	09/30/2016	RAPTOR TECHNOLOGIES, LLC.	\$1,000.00
111558	09/30/2016	TESHKA SYSTEMS	\$2,940.00
111559	09/30/2016	REALLY GOOD STUFF INC	\$1,811.98
111560	09/30/2016	RICOH USA INC	\$247.50
111561	09/30/2016	ROBERTS OXYGEN	\$273.65
111562	09/30/2016	ROGERS MECHANICAL COMPANY	\$10,040.00
111563	09/30/2016	S A N E	\$603.50
111564	09/30/2016	SAUL, EWING, REMICK & SAUL	\$3,468.51
111565	09/30/2016	SCHOLASTIC CLASSROOM MAGAZINES	\$185.25
111566	09/30/2016	SCHOLASTIC TEACHING RESOURCES	\$16.49
111567	09/30/2016	SCHOOL OUTLET	\$1,186.10
111568	09/30/2016	SCHOOL SPECIALTY, INC.	\$540.46
111569	09/30/2016	SCHOOLS IN	\$46.26
111570	09/30/2016	SETON IDENTIFICATION PRODUCTS	\$2,721.40
111571	09/30/2016	SIMPLEX GRINNELL	\$2,626.06
111572	09/30/2016	SPORTSMANS	\$982.85
111573	09/30/2016	STAFFING PLUS INC	\$323.75
111574	09/30/2016	STENHOUSE PUBLISHERS	\$289.50
111575	09/30/2016	STRATIX SYSTEMS CORPORATE HEADQTRS	\$1,763.00
111576	09/30/2016	SUNGARD PUBLIC SECTOR PENTAMATION	\$155,894.42
111577	09/30/2016	SUPERIOR PLUS ENERGY SERVICES, INC	\$434.64
111578	09/30/2016	TAYLOR'S MUSIC STORES & STUDIOS	\$100.00
111579	09/30/2016	TERRAPIN	\$764.95
111580	09/30/2016	THE SHERWIN-WILLIAMS COMPANY	\$183.90
111581	09/30/2016	THE SNUGG	\$1,609.30
111582	09/30/2016	THOMAS MCGRADY ASSOCIATES	\$3,870.00
111583	09/30/2016	TOWN SUPPLY CO INC	\$517.72
111584	09/30/2016	TREASURER OF CHESTER COUNTY	\$55.00
111585	09/30/2016	TREDYFFRIN TOWNSHIP	\$100.00
111586	09/30/2016	TREDYFFRIN TOWNSHIP	\$9,597.13
111587	09/30/2016	TREDYFFRIN TOWNSHIP	\$1,040.00
111588	09/30/2016	UNITED REFRIGERATION INC	\$715.67
111589	09/30/2016	VECTOR SECURITY	\$910.00
111590	09/30/2016	VERIZON	\$2,077.46
111591	09/30/2016	VERIZON WIRELESS	\$6,370.32
111592	09/30/2016	W B MASON COMPANY, INC	\$1,384.79
111593	09/30/2016	W W GRAINGER'S INC	\$1,820.70
111594	09/30/2016	WASHINGTON MUSIC CENTER, INC.	\$18.10
111595	09/30/2016	WASTE MANAGEMENT OF PENNA	\$4,732.97
111596	09/30/2016	WENGER CORP	\$1,828.00

TREDYFFRIN EASTTOWN SCHOOL DISTRICT
CHECK REGISTER
FROM 9/1/16 TO 9/30/16

Check Number	Check Date	Vendor Name	Transaction Amount
111597	09/30/2016	WILLIAM H SADLIER INC	\$500.61
111598	09/30/2016	WINDSTREAM HOLDINGS, INC.	\$499.18
111599	09/30/2016	WM LAMPTRACKER, INC	\$399.80
111600	09/30/2016	WORTHINGTON DIRECT	\$436.06
SUBTOTAL			\$4,895,346.67
Wire	09/29/2016	PSERS	\$5,531,338.31
Wire	09/29/2016	Reschini	\$766.25
Wire	09/29/2016	Reschini	\$207,365.85
Wire	09/29/2016	Reschini	\$163,177.74
Wire	09/29/2016	Reschini	\$178,451.49
Wire	09/29/2016	Reschini	\$204,408.16
Wire	09/29/2016	Reschini	\$152,459.08
TOTAL			\$11,333,313.55

I CERTIFY THAT I HAVE REVIEWED ALL PAYMENTS AS PRESENTED ON THIS REPORT.


10/14/16

 Arthur McDonnell, Business Manager Date

**TREDYFFRIN/EASTTOWN SCHOOL DISTRICT
TRUST FUND
September, 2016**

BEGINNING FUND BALANCE	\$38,402.40
DEPOSITS	9.53
DISBURSEMENTS	<u>-</u>
ENDING BALANCE	\$38,411.93



Tredyffrin/Easttown School District

Chester County, Pennsylvania

Series of 2016

Advance Refund a portion of the Series of 2010

Update: October 14, 2016

Confidential – Not for Distribution

Michael A. Wolf
Managing Director
Public Finance
610.684.5411
mwolf@boenninginc.com

4 Tower Bridge • 200 Barr Harbor Drive
West Conshohocken, PA 19428-2979
Phone: 610.832.1212 • Fax: 610.832.1232
www.boenninginc.com
Member FINRA / SIPC

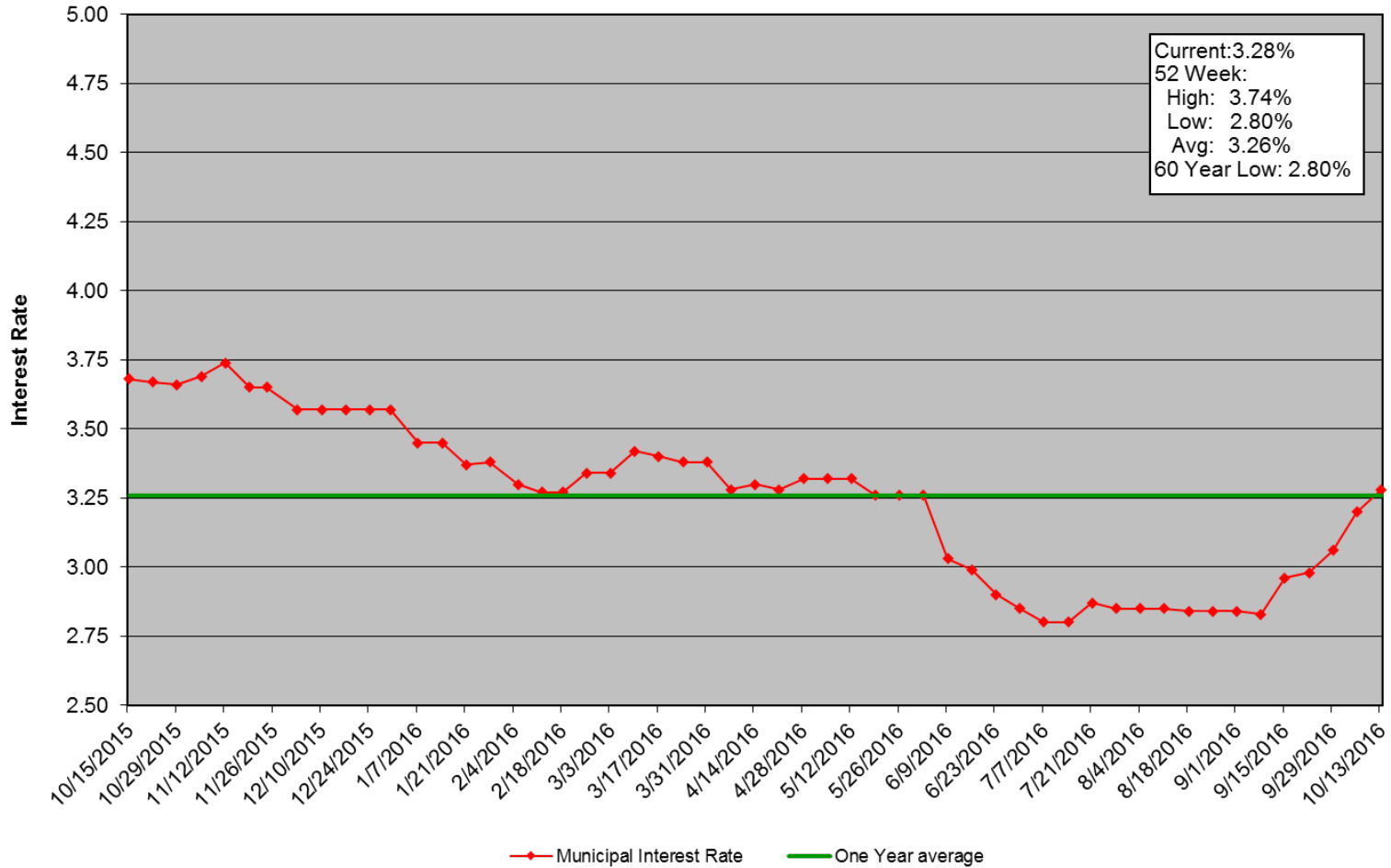
Executive Summary

- As indicated on the graphs on pages 4-7, interest rates fell in June to the lowest levels in approximately 60 years. During the last 4 weeks they have increased about 0.48%.
- If the “new money” portion of the Series of 2010 Bonds were advance refunded, the District could reduce annual debt service by approximately \$130 – 134,000 per year or (\$1,194,621 total over the life). See Page 11.
- The net present value (PV) of the total debt service savings is \$1,116,647, or 7.68% of refunded principal. See pages 8 & 11.
- The Government Finance Officers’ Association has suggested that savings in excess of 3% should be considered.
- In 2014, the District saved \$1.5 MM (8.048%) when refunding the Series of 2005.
- In 2010, the District saved \$377,101 (3.78%) refunding the Series of 2006 and also borrowed ‘new money.’

Interest Rate Trends

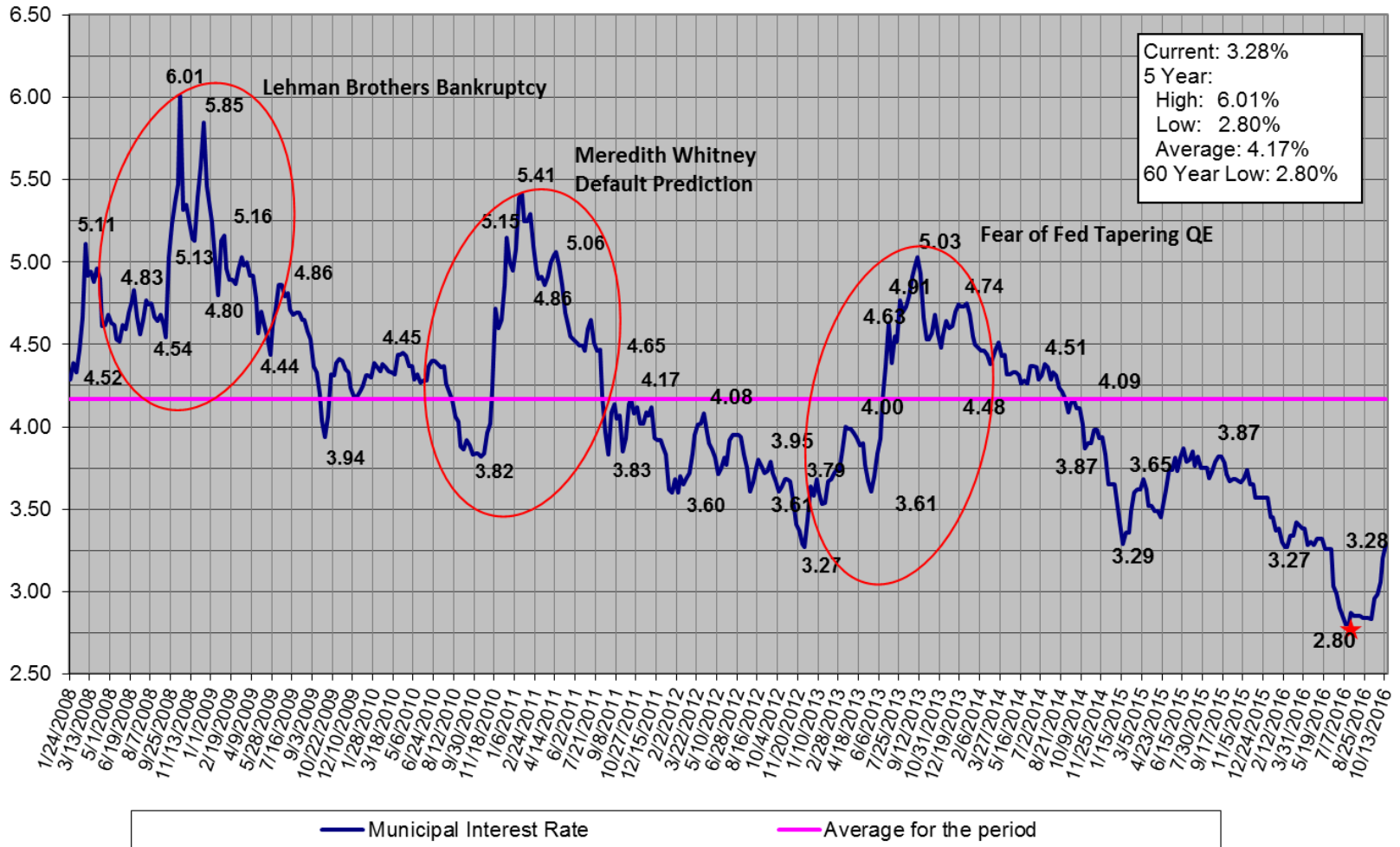
Bond Buyer 20 Bond Index

Past 12 Months



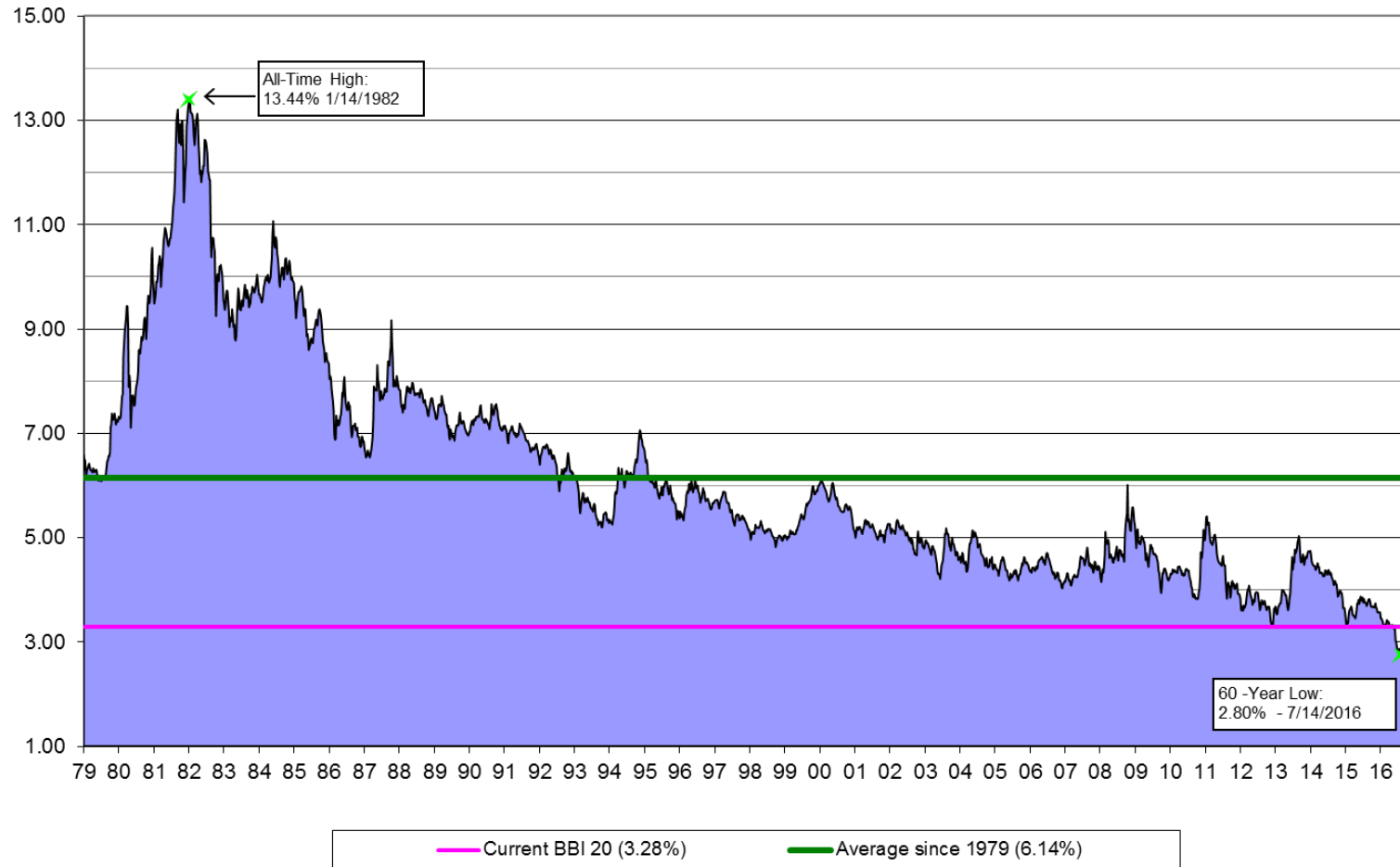
3 Unexpected Interest Rate Increases

Bond Buyer 20 Bond Index
past 8 years



Interest Rate Trends

Bond Buyer 20 Index: 1979-2016



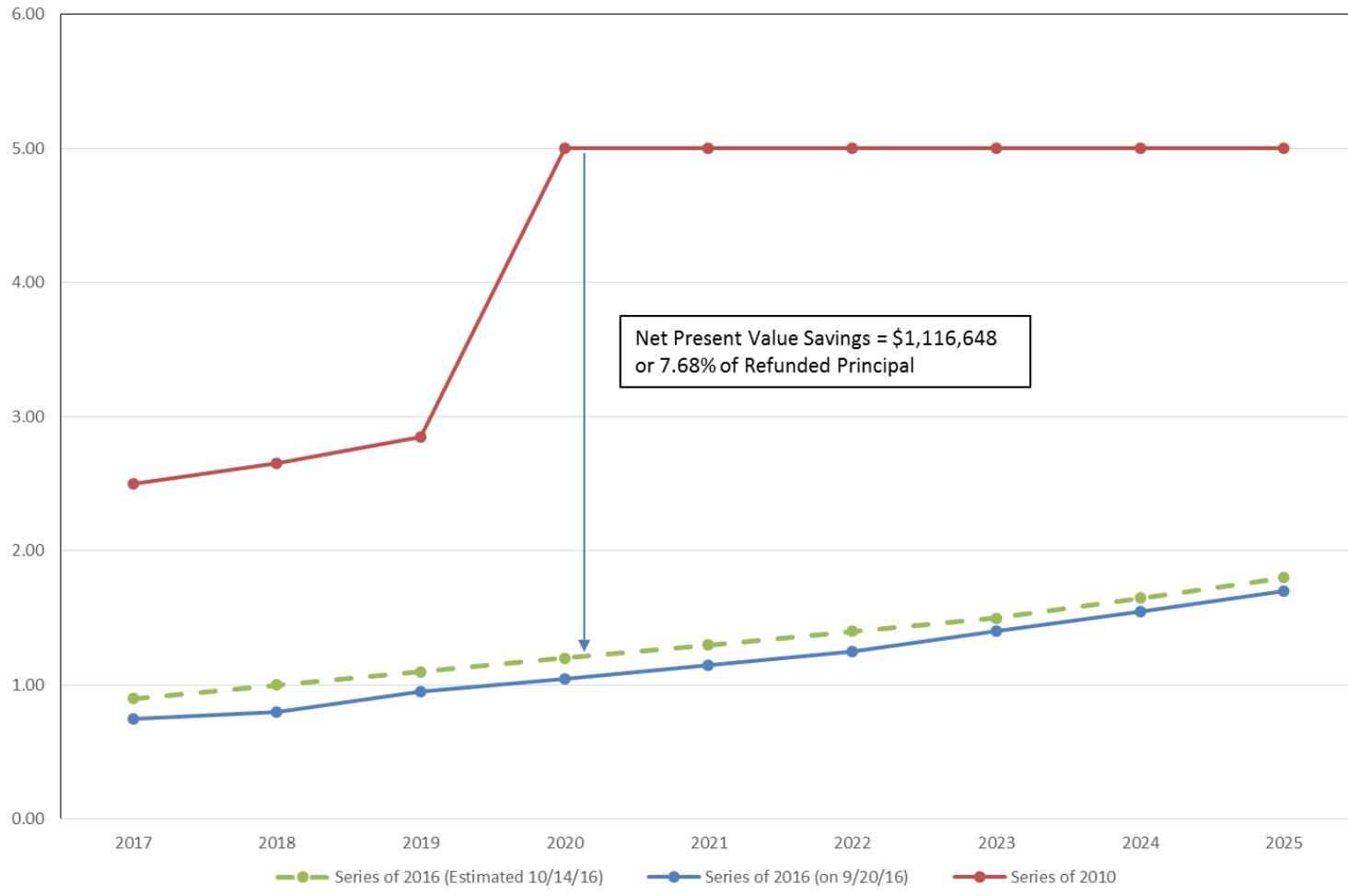
Summary since 1994

BBI 20 Trend Analysis since 1994

Higher by 2.00%	25.338%
Higher by 1.75%	37.753%
Higher by 1.50%	48.142%
Higher by 1.25%	59.966%
Higher by 1.00%	75.845%
Higher by 0.75%	82.939%
Higher by 0.50%	88.851%
Higher by 0.25%	95.186%
Higher than Current BBI 20	97.804%
Current BBI 20 (3.28%)	0.169%
Lower than Current BBI 20	2.027%
Lower by 0.25%	1.266%
Lower by 0.50%	0.000%
Lower by 0.75%	0.000%
Lower by 1.00%	0.000%
Lower by 1.25%	0.000%
Lower by 1.50%	0.000%
Lower by 1.75%	0.000%
Lower by 2.00%	0.000%

Net Present Value Savings

Tredyffrin Easttown School District
Advance Refund Portion of Series 2010



Advance Refund “New Money Portion” of Series 2010

Sources & Uses

Dated 12/01/2016 | Delivered 12/01/2016

Sources Of Funds

Par Amount of Bonds	\$14,685,000.00
Reoffering Premium	2,049,241.05
Total Sources	\$16,734,241.05

Uses Of Funds

Total Underwriter's Discount (0.600%)	88,110.00
Costs of Issuance	70,000.00
Deposit to Net Cash Escrow Fund	16,573,589.16
Rounding Amount	2,541.89
Total Uses	\$16,734,241.05

Advance Refund “New Money Portion” of Series 2010

Debt Service Schedule

Date	Principal	Coupon	Interest	Total P+I
06/30/2017	120,000.00	2.000%	114,196.39	234,196.39
06/30/2018	45,000.00	2.000%	553,150.00	598,150.00
06/30/2019	45,000.00	2.000%	552,250.00	597,250.00
06/30/2020	895,000.00	3.000%	551,350.00	1,446,350.00
06/30/2021	920,000.00	3.000%	524,500.00	1,444,500.00
06/30/2022	950,000.00	3.000%	496,900.00	1,446,900.00
06/30/2023	3,415,000.00	4.000%	468,400.00	3,883,400.00
06/30/2024	4,065,000.00	4.000%	331,800.00	4,396,800.00
06/30/2025	4,230,000.00	4.000%	169,200.00	4,399,200.00
Total	\$14,685,000.00	-	\$3,761,746.39	\$18,446,746.39

Advance Refund “New Money Portion” of Series 2010

Date	Net New D/S	Old Net D/S	Savings
06/30/2017	234,196.39	368,450.00	134,253.61
06/30/2018	598,150.00	731,775.00	133,625.00
06/30/2019	597,250.00	731,642.50	134,392.50
06/30/2020	1,446,350.00	1,576,500.00	130,150.00
06/30/2021	1,444,500.00	1,574,000.00	129,500.00
06/30/2022	1,446,900.00	1,579,500.00	132,600.00
06/30/2023	3,883,400.00	4,017,500.00	134,100.00
06/30/2024	4,396,800.00	4,531,250.00	134,450.00
06/30/2025	4,399,200.00	4,530,750.00	131,550.00
Total	\$18,446,746.39	\$19,641,367.50	\$1,194,621.11

PV Analysis Summary (Net to Net)

Gross PV Debt Service Savings	1,114,105.84
Net PV Cashflow Savings @ 1.792%(AIC)	1,114,105.84
Contingency or Rounding Amount	2,541.89
Net Present Value Benefit	\$1,116,647.73
Net PV Benefit / \$14,545,000 Refunded Principal	7.677%

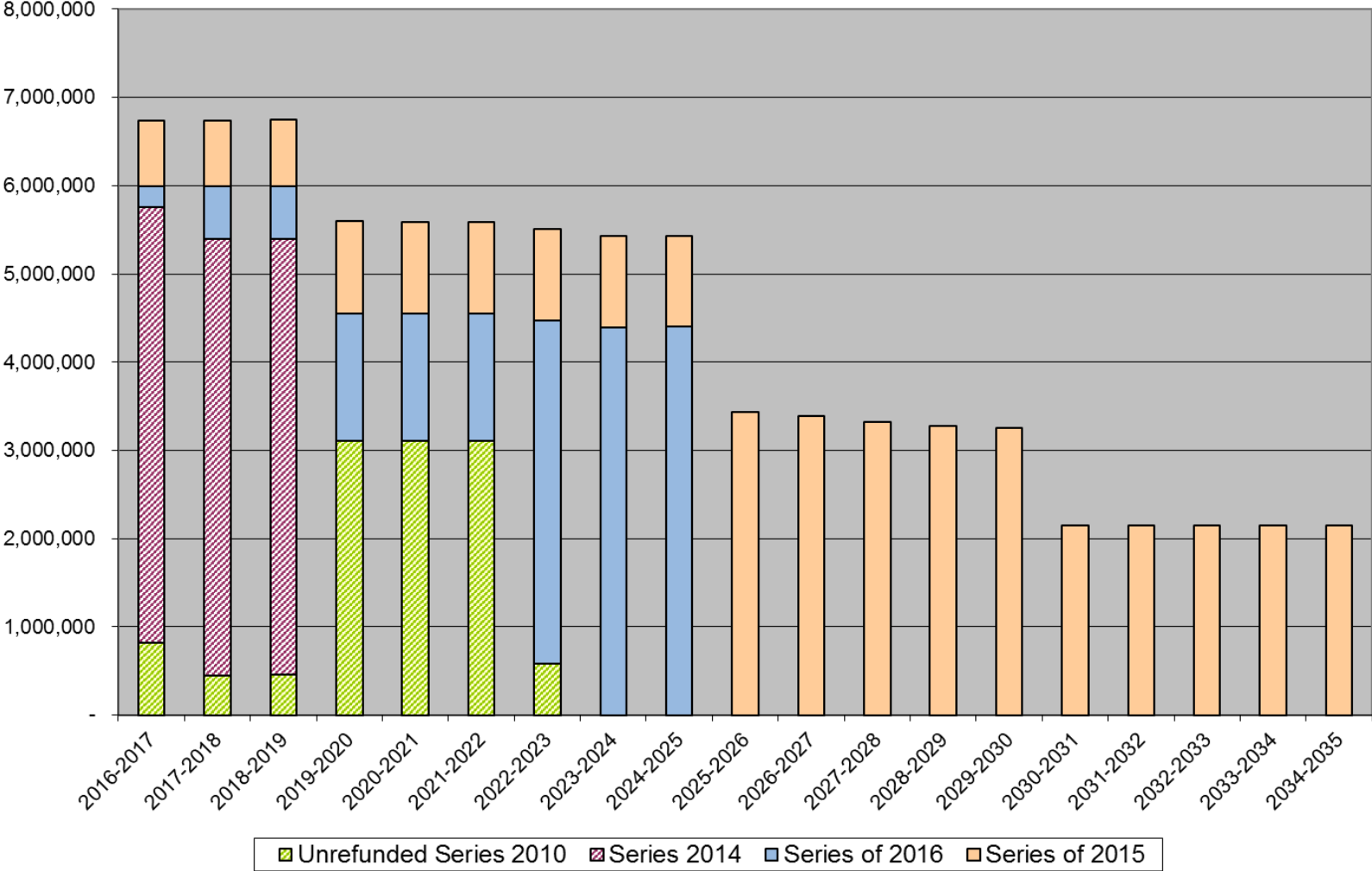
Advance Refund “New Money Portion” of Series 2010

Escrow Fund Cashflow

Date	Principal	Rate	Interest	Receipts	Disbursements	Cash Balance
02/15/2017	334,444.00	0.290%	34,006.55	368,450.71	368,450.00	0.71
08/15/2017	280,478.00	0.540%	82,909.22	363,387.22	363,387.50	0.43
02/15/2018	286,545.00	0.700%	81,842.79	368,387.79	368,387.50	0.72
08/15/2018	282,481.00	0.800%	80,839.89	363,320.89	363,321.25	0.36
02/15/2019	288,611.00	0.890%	79,709.97	368,320.97	368,321.25	0.08
08/15/2019	284,825.00	0.970%	78,425.66	363,250.66	363,250.00	0.74
02/15/2020	14,816,205.00	1.040%	77,044.26	14,893,249.26	14,893,250.00	-
Total	\$16,573,589.00	-	\$514,778.34	\$17,088,367.50	\$17,088,367.50	-

Debt Service Summary – After Series of 2016

Tredyffrin-Easttown School District
 Estimated Debt Service after the Series of 2016



Time & Events Schedule

	Time Frame:	Event:	Party
✓	August	➤ Begin assembly of Preliminary Official Statement (POS).	U
✓	September 7	➤ Meet with staff for planning	U,S
✓	September 7	➤ Distribute first draft of Preliminary Official Statement (POS).	U
✓	September 20	➤ Meet with Finance Committee	U, S
x	September 26	➤ Possible briefing for School Board	U, BC
✓	September 27	➤ Submission to Moody's (Allow 3 weeks)	U
✓	October 12	➤ Telephone Conference Call with Rating Agency (To be Determined)	U, S, RA
✓	October 18	➤ Second meeting with Finance Committee	U, S
	October 19	➤ Send Debt Act Notice to Paper	BC, SS
	October 20	➤ Response from Rating Agency	RA
	October 24	➤ School Board adopts parameters Debt Resolution (not to exceed)	All
	October 27	➤ Print and Distribute POS and Bond Rating (10/27/16) ➤ Begin Marketing Bonds (10/27/16)	U BC, SS
	11/1 – 11/8	➤ Bond Sale (11/1 or 11/2/16) Interest Rates are locked. Addendum is signed. ➤ Second Debt Act legal notice to newspapers (11/3/16) ➤ File Complete Package with DCED (11/8/16)	All BC, SS BC
	11/28 – 11/30/16	➤ Receive Debt Proceedings approval from DCED (20 days – 11/28/16) ➤ Bond Closing by Telephone (11/30/16) ➤ 2010 Bonds are redeemed on 2/15/20.	BC All

Capital Sources & Uses (10 -Yr Plan)

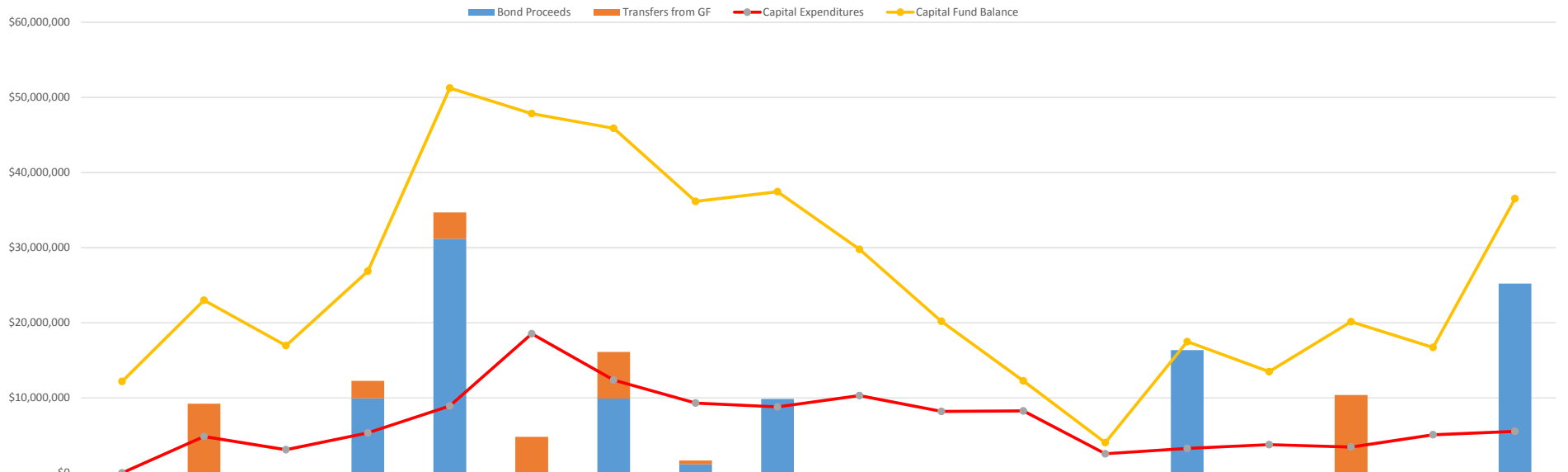
	C	D	E	F	G	H	I	J	K	
	2015-2016	2016-2017	2017-2018	2018-2019	2019-2020	2020-2021	2021-2022	2022-2023	Total Projected	
	Projected	Projected	Projected	Projected	Projected	Projected	Projected	Projected	Projects	
Sources										
1	General Fund Transfer to Capital Project	10,423,524	10,423,524	10,423,524	10,423,524	5,191,915	(839,849)	(7,036,595)	(11,030,069)	
2	Proceeds from Bond Issue	20,534,310	10,896,204	6,592,162	1,782,310	0	0	0	0	
3	Total Sources	30,957,834	21,319,728	17,015,686	12,205,834	5,191,915	(839,849)	(7,036,595)	(11,030,069)	
Uses										
4	Capital Improvement	859,669	429,497	3,443,076	698,980	360,040	1,450,464	238,660	267,756	7,953,730
5	Deferred Maintenance	2,224,125	3,392,968	637,064	5,299,280	4,266,778	3,485,290	3,012,496	2,590,646	29,282,967
6	Roofing	0	0	0	0	0	0	0	0	0
7	Regulatory/Safety	0	0	102,340	100,800	618,194	452,721	221,430	13,600	1,509,085
8	Information Technology Capital Plan	0	0	0	0	0	0	0	0	473,450
9	Vehicle Replacement	0	0	0	0	0	0	0	0	0
10	Land Acquisition	0	0	0	0	0	0	0	0	0
11	New Eagle Classroom Additions and Site Ir	1,617,864	0	0	0	0	0	0	0	1,691,943
12	Maintenance/Storage Building	3,821,297	0	0	0	0	0	0	0	4,013,848
13	Retrofit Lighting Projects	0	0	0	0	0	0	0	0	17,129
14	Architect, District Costs and Contingencies	1,115,150	481,577	627,372	914,859	786,752	808,271	520,888	430,800	5,892,661
15	Total Uses	9,638,106	4,304,042	4,809,852	7,013,919	6,031,764	6,196,746	3,993,474	3,302,802	50,834,813
16	Balance of Sources over Uses	21,319,728	17,015,686	12,205,834	5,191,915	(839,849)	(7,036,595)	(11,030,069)	(14,332,871)	

Source: September 9 2015 Infrastructure Report

2015-16 General Fund Balance Commitments **Draft**

	A		B
1	2015-16 Budget Commitment and Contingency		\$3,154,836
2	Capital Projects		\$5,206,072
3	Vested Employee Services		\$9,742,611
4	PSERS Contingency		\$9,313,434
5	Healthcare Contingency		\$4,300,000
6	Assigned to: Athletic Fund Expenditures		\$664,094
7	Total		\$32,381,047

Capital Projects Funding and Expenditures



	1997-98	1998-99	1999-00	2000-01	2001-02	2002-03	2003-04	2004-05	2005-06	2006-07	2007-08	2008-09	2009-10	2010-11	2011-12	2012-13	2013-14	2014-15
Transfers from GF		\$9,229,900		\$2,309,161	\$3,500,000	\$4,800,000	\$6,200,722	\$500,000								\$10,387,537		
Bond Proceeds				\$9,948,820	\$31,181,423		\$9,905,020	\$1,152,233	\$9,853,235					\$16,349,232				\$25,223,978
Capital Fund Balance	\$12,186,592	\$18,135,140	\$13,856,643	\$21,533,951	\$42,324,234	\$29,306,876	\$33,526,126	\$26,851,479	\$28,636,405	\$19,476,052	\$11,993,386	\$4,003,835	\$1,483,346	\$14,211,659	\$9,720,205	\$16,683,983	\$11,633,268	\$30,983,941
Capital Expenditures	\$4,859,721	\$3,098,822	\$5,333,887	\$8,924,766	\$18,533,043	\$12,361,645	\$9,305,068	\$8,801,565	\$10,299,232	\$8,191,932	\$8,256,332	\$2,555,270	\$3,272,154	\$3,769,429	\$3,453,262	\$5,081,603	\$5,544,108	

Fund Balances Management

The Board of School Directors (“Board”) contributes to the successful education of students through sound fiscal management. The Board adheres to Pennsylvania state statutes and the Pennsylvania Department of Education (PDE) Manual of Accounting.

The fund balances addressed in this Policy are General, Capital, and Food Service. Fund balances allow the District to be responsive to unexpected financial conditions, to generate interest income, to meet emergency needs, to provide funding for capital expenditures and maintenance and construction projects, and to protect the high bond rating of the District.

General Fund Balance:

The General Fund accounts for the current operating revenues and expenditures of the District. The General Fund Balance is the accumulation over time of recognized revenue over operating expenditures. Operating contingency expenses may be funded through a contribution from the General Fund Balance. The General Fund Balance should not be utilized to fund recurring operating expenses.

1. Committed General Fund Balance:

This is the portion of the General Fund Balance which by Board action has been committed by the Board for future specific, identified needs or any other purposes the Board deems appropriate. This commitment is determined no less than annually.

2 Assigned General Fund Balance:

The monies in this General Fund Balance are constrained by the Board’s intent to be used for specific purposes and are not otherwise committed by Board action.

3. Unassigned General Fund Balance:

The monies in this unassigned General Fund Balance will only be expended with the specific authorization of the Board .

Capital Fund Balances:

The Capital Fund Balance consists of General Fund transfers, bond proceeds, or major private donations. Capital improvements, acquisition or construction of capital facilities, bond proceeds for capital projects and the servicing of debt are represented in one of these funds: Capital Reserve Fund, Capital Projects Fund or Debt Service Fund.

Food Service Fund Balance:

The Food Service Fund Balance is the net difference between the revenues from providing goods and services and the cost of the Food Service operation. The Food Service Fund Balance will be utilized for the improvement or maintenance of the District's Food Service operation.

Periodic Fund Balance Allocations

Determinations as to fund balance allocation will be made by the Board on a periodic basis as part of the budget development process.

Delegation of Authority

The Administration will develop regulations to manage the District's Fund Balances consistent with this Policy, Pennsylvania School Code, the PDE Manual of Accounting and other applicable law.

Fund Balances Management

The fund balances addressed in this regulation are General, Capital and Food Service.

General Fund Balance:

The **General Fund** accounts for the current operating revenues and expenditures of the District. The General Fund is used to account for all financial resources, except those required to be accounted for in another fund.

The **General Fund Balance** is the accumulated difference between General Fund assets and General Fund liabilities.

Other than pursuant to the budget development process, the General Fund Balance should not be utilized as a revenue source to offset operating expense deficiency. However, operating contingency expenses may be funded through a contribution from the General Fund Balance. The District maintains both committed and unassigned General Fund Balances.

1. Committed General Fund Balance:

This is the portion of the General Fund Balance which has been specifically set aside by the Board for future identified needs or any other purposes the Board deems appropriate.

2. Unassigned General Fund Balance:

For ongoing financial security, Pennsylvania law currently requires the District to maintain an unassigned General Fund Balance that is less than eight percent of the next fiscal year's budgeted expenditures as a condition of increasing real estate property taxes. The monies in this unassigned General Fund Balance will only be expended with the specific authorization of the Board of School Directors for unexpected financial obligations.

At the close of each fiscal year, the Business Manager shall determine whether the unassigned General Fund Balance exceeds eight percent (8%) of the following year's budgeted expenditures as certified by the local auditors of the District. The Superintendent shall submit to the Board for its consideration, proposals to commit any unassigned or currently assigned General Fund Balance in one or more of the following ways by committing the balance of unassigned General Fund Balance or a portion thereof to:

- The following budget year's operating contingencies;
- The District's capital plan;

- The long-term liabilities (e.g. Other Post Employee Benefits), as determined by the actuarial report of the most current fiscal year available or as recommended by the Administration with input from the Board Finance Committee;
- The District's self-funded medical and prescription drug program's liabilities;
- The mandatory contributions to the Pennsylvania School Employee's Retirement System;
- Other obligations as approved by the Board.

Capital Fund Balances:

Capital Funds account for revenues and expenditures of the District related to capital assets such as land, improvements to land, buildings, building improvements, vehicles, machinery, equipment, infrastructure, and all other tangible or intangible assets that are used in operations and that have initial useful lives extending beyond a single reporting period.

Capital Fund Balances consist of, among other sources, General Fund transfers, bond proceeds, and major private donations

Capital improvements, acquisition or construction of capital facilities, bond proceeds for capital projects and the servicing of debt are represented in one of these funds: Capital Reserve Fund, Capital Projects Fund or Debt Service Fund.

Capital Reserve Fund Balance

The Capital Reserve Fund is established to reserve funds to be used only for providing resources for capital expenditures. The funds are committed and may be spent only on capital improvements; replacement of, addition to and improvements to land and buildings; deferred maintenance and for the replacement of school buses. Receipts of this type of capital reserve fund come from transfers during the fiscal year from appropriations in the general fund. Receipts may also come from the general fund at the end of the fiscal year. The interest earnings on monies in this fund remain within the Capital Reserve Fund.

Capital Projects Fund Balances

These funds are used for the purchase or construction of major capital facilities. Separate capital projects funds are used for individual capital projects to maintain financial management. These funds are not used to account for minor maintenance or construction costs, or for the acquisition of furniture or equipment, unless authorized by a bond indenture.

Debt Service Fund Balance

These funds, formerly known as Sinking Funds, account for and accumulate resources for the payment of general long-term debt principal and interest. Bonds are repayable, both interest and principal, in installments; interest is usually paid semi-annually and principal annually on bonds. Thus debt service for bonds requires accumulation of resources only for current year payments of principal and interest. School Districts are required under the Pennsylvania Local Government Unit Debt Act to maintain a sinking fund for each bond issue. This may be done through the Debt Service Fund. If debt payments are not reported in a debt service fund, they must be reported in the general fund.

Food Service Fund Balance:

The **Food Service Fund Balance** is the net difference between the cost of the Food Service operation and the revenues from providing goods and services. Food Service Fund Balance will be utilized for the improvement or maintenance of the District's Food Service operation.

The Food Service Fund provides goods and services to the students on a continuing basis and is financed through user charges where the intent is that the costs (expenses, including depreciation and indirect cost) of providing goods or services on a continuing basis be financed or recovered primarily through fees and user charges rather than taxes or similar revenues. The District will attempt to maintain an adequate fund balance, consistent with State and Federal guidelines in an attempt to maintain operations and provide contributions to the District's capital needs of the Food Service operation.

Adopted: September 22, 2008

<i>Date</i>	2017 – 2018 Budget Calendar <i>Activity</i>	DRAFT <i>Responsibility</i>
September 1, 2016	<u>Act 1 Deadline</u> – Pennsylvania Department of Education (PDE) publishes 2017-2018 base tax increase Act 1 index	School Board
September 20, 2016	Finance Committee Meeting (Tentative)	Finance Committee
September 26, 2016	Regular School Board Meeting	School Board
September 30, 2016	<u>Act 1 Deadline</u> – PDE to notify school districts of time deadlines under Act 1 for 2017-18 fiscal year	School Board
October 18, 2016	Finance Committee Meeting (Tentative)	Finance Committee
October 24, 2016	Regular School Board Meeting	School Board
November 8, 2016	Election Day	
November 14, 2016	Regular School Board Meeting	School Board
November 15, 2016	Finance Committee Meeting (Tentative)	Finance Committee
November 16, 2016	<u>Act 511 Deadline</u> - District must notify Townships of intent to levy an Act 511 Earned Income Tax (EIT) beginning July 1, 2017 (2017-18 fiscal year)	School Board
December 5, 2016	Organizational School Board Meeting	School Board
December 13, 2016	Finance Committee Meeting – present proposed Preliminary Budget for FY2017-18 prior to release for public inspection. Present estimate of eligible exceptions to Act 1 index.	Finance Committee
December 27, 2016	<u>Deadline</u> – PDE must notify school districts of AFR data to be used in calculating referendum exception	School Board
December 31, 2016	<u>Act 1 Deadline</u> – Notify property owners of the homestead/farmstead exclusion by first class mail (Deadline – 60 days prior to March 1)	Administration
January 3, 2017	Special School Board Meeting – Review and authorize the Administration to display the FY 2017-18 Preliminary Budget that could include eligible exceptions to the Act 1 index OR adopt a resolution indicating that taxes will not be raised above the index (Act 1 Deadline is January 26, 2017 – 110 days prior to election)	School Board

2017 – 2018 Budget Calendar

DRAFT

Date

Activity

Responsibility

January 3, 2017	School District will make its FY2017-18 proposed Preliminary Budget available for public inspection unless a resolution indicating that taxes will not be raised above the Act 1 index is adopted (Deadline – 20 days prior to preliminary budget adoption on January 23, 2017)	Administration
January 8, 2017	<u>Act 1 Deadline</u> – School District to submit to PDE resolution indicating that taxes will not be raised above the Act 1 index if adopted at January 3, 2017 meeting (Deadline – 5 days after adoption)	Administration
January 13, 2017	School District will give public notice of its intent to adopt the FY2017-18 proposed Preliminary Budget unless a resolution indicating that taxes will not be raised above the Act 1 index was adopted (Deadline – 10 days prior to preliminary budget adoption on January 23, 2017)	Administration
January 17, 2017	Finance Committee Meeting (Tentative)	Finance Committee
January 23, 2017	Regular School Board Meeting – adopt the FY 2017-18 Preliminary Budget that could include eligible exceptions to the Act 1 index unless a resolution indicating that taxes will not be raised above the Act 1 index was adopted	School Board
January 28, 2017	School Districts to submit Preliminary Budget Proposal to PDE for review if adopted at January 23, 2017 meeting (Deadline – 5 days after adoption)	Administration
February 14, 2017	Finance Committee Meeting (Tentative)	Finance Committee
February 15, 2017	<u>Act 1 Deadline</u> – for School Districts to adopt the FY2017-18 Preliminary Budget unless resolution was adopted indicating that taxes will not be raised above the Act 1 index (Deadline – 90 days prior to election)	School Board
February 20, 2017	<u>Act 1 Deadline</u> – for School District to submit information on tax increase to PDE on PDE form (Deadline – 85 days prior to election)	Administration
February 22, 2017	<u>Act 1 Deadline</u> – If filing for exceptions, School Districts publish notice of intent to file for exceptions with PDE (Deadline – no later than 7 days prior to filing for exceptions)	Administration
February 27, 2017	Regular School Board Meeting	School Board

2017 – 2018 Budget Calendar

DRAFT

<i>Date</i>	<i>Activity</i>	<i>Responsibility</i>
March 1, 2017	<u>Act 1 Deadline</u> – for property owners to submit Homestead/Farmstead Applications	
March 2, 2017	<u>Act 1 Deadline</u> – If seeking exceptions, School Districts must seek PDE approval for exceptions	Administration
March 2, 2017	<u>Act 1 Deadline</u> – for PDE to tell School District whether it needs to decrease tax increase or seek exceptions (Deadline – 75 days prior to election)	
March 13, 2017	Finance Committee Meeting/Budget Workshop	Fin Cmte/Sch Board
March 17, 2017	<u>Act 1 Deadline</u> – School Districts that have not submitted for exceptions may submit a referendum question to the County Board of Elections seeking to raise taxes above the Act 1 index. If the District wishes to go above the index plus the amount of any exceptions, a referendum question must be submitted for inclusion on May 16, 2017 Primary Election ballot	School Board
	<u>Act 1 Deadline</u> – School Districts must submit a referendum question regarding EIT to the County Board of Elections for inclusion on May 16, 2017 Primary Election ballot (Deadline – 60 days prior to election)	
March 22, 2017	<u>Act 1 Deadline</u> – Deadline for PDE to rule on School District request for referendum exceptions (Deadline – 55 days prior to election)	
March 27, 2017	<u>Act 1 Deadline</u> – If exceptions are denied by PDE, the School District may submit a referendum question seeking voter approval to increase the rate of taxes by more than the Act 1 index to County Board of Elections for inclusion on May 16, 2017 Primary Election ballot (Deadline – 50 days prior to election)	Administration
March 27, 2017	Regular School Board Meeting	School Board
April 17, 2017	Finance Committee Meeting/Budget Workshop	Fin Cmte/Sch Board
April 24, 2017	Regular School Board Meeting– present and adopt Proposed Final Budget for FY2017-18. School Board must certify Proposed Final Budget complies with requirements of Section 687 of School Code (School Code Deadline – 30 days prior to adoption of the final budget)	School Board
May 1, 2017	<u>Act 1 Deadline</u> – for PDE to notify School District of the amount of Property Tax Reduction Allocation.	

2017 – 2018 Budget Calendar

DRAFT

<i>Date</i>	<i>Activity</i>	<i>Responsibility</i>
May 1, 2017	Deadline for County Assessor to submit Homestead/Farmstead report to School District	
May 5, 2017	Deadline for publication of first notice of proposed EIT if EIT referendum is on May 16, 2017 primary election ballot.	Administration
May 9, 2017	Finance Committee Meeting (Tentative)	Finance Committee
May 12, 2017	Deadline for publication of second notice of proposed EIT if EIT referendum is on May 16, 2017 primary election ballot.	Administration
May 16, 2017	Primary Election	
May 19, 2017	Deadline for publication of third and final notice of proposed EIT if EIT referendum on May 16, 2017 primary election ballot passed.	Administration
May 22, 2017	Regular School Board Meeting	School Board
May 23, 2017	TE School Board will make its FY2017-18 Proposed Final Budget available for public inspection (School Code Deadline is 20 days prior to adoption of final budget)	Administration
Prior to May 31, 2017	<u>Act 511 Deadline</u> – If EIT Referendum passes, TE Board must adopt resolution levying EIT (Note– Requires advertising in newspaper of general circulation and legal journal one per week for three weeks prior to adoption)	School Board
May 31, 2017	<u>Act 1 Deadline</u> – Districts may, by resolution, reject the property tax reduction allocation from the PDE (Deadline – within 30 days of notification from PDE)	
May 31, 2017	Special Board Meeting – approval of 2017 Graduates	School Board
June 1, 2017	<u>Act 511 Deadline</u> – If EIT referendum passes, DCED must receive notice from School Districts via certified mail of new EIT beginning July 1, 2017	School Board
June 2, 2017	<u>School Code Deadline</u> - The School Board must give public notice of its intent to adopt the FY2017-18 Final Budget (School Code Deadline is 10 days prior to adoption of final budget)	School Board

<i>Date</i>	2017 – 2018 Budget Calendar <i>Activity</i>	DRAFT <i>Responsibility</i>
June 5, 2017	<u>Act 1 Deadline</u> – Notify PDE of rejection of property tax reduction allocation (Deadline - within 5 days of resolution adoption)	School Board
June 6, 2017	Finance Committee Meeting (Tentative)	Finance Committee
June 12, 2017	Regular School Board Meeting – adopt Final Budget for FY2017-18, tax levy, and resolution implementing the homestead/farmstead exclusion	School Board
June 27, 2017	<u>School Code Deadline</u> – School District must submit Final Budget to PDE (School Code Deadline is within 15 days of approval of Final Budget)	School Board
June 30, 2017	<u>School Code Deadline</u> – School Board must adopt FY2017-18 Final Budget by June 30, 2017. School Board must certify that the Final Budget complied with the requirements of Section 687 of the School Code	School Board
June 30, 2017	<u>School Code Deadline</u> - School Board must adopt a resolution implementing the annual tax levy	School Board
June 30, 2017	<u>Act 1 Deadline</u> – School Board must adopt a resolution implementing the homestead/farmstead exclusion for the following tax year	School Board